



# ANNUAL REPORT

## 2010



# SPONSORS

---

## MAJOR SPONSORS

---



## CORPORATE SPONSORS

---



## FUNDING AGENCIES

---



# CONTENTS



Page #

- 2. Chairman
- 2. Board
- 3. Chief Executive's Report
- 6. Hockey Foundation

## 7. GROW THE HOCKEY COMMUNITY

- 8. Hockey Framework
- 9. 2010 Player Numbers
- 10. Coaching & Development
- 11. Registered Umpires & Officials
- 12. Councils
- 14. Masters
- 15. Maori

## 16. A WORLD CLASS HIGH PERFORMANCE PROGRAMME

- 16. Awards
- 17. Black Sticks Men
- 19. Black Sticks Women
- 21. National Junior High Performance Programme

## 22. EVENTS AND COMPETITIONS

- 23. Domestic Competition Results

## 27. FINANCIAL PERFORMANCE

- 28. Audit Report
- 29. Consolidated Statement of Financial Performance
- 30. Consolidated Statement of Financial Position
- 30. Statement of Movement in Federation Funds
- 31. Statement of Accounting Policies
- 32. Notes to the Accounts

## 36. HOCKEY NEW ZEALAND TEAM

- 37. Hockey Community Contact List

# CHAIRMAN



## 2010 HAS BEEN A YEAR OF HUGE PROGRESS AND CHANGE FOR HOCKEY NEW ZEALAND.

Your Board and CEO have acknowledged that we – like all national sport organisations – must continuously 'lift our game'. Consequently, we have embarked on a period of significant change which we believe will transform the sport of hockey in New Zealand over future years.

Our 'new' Chief Executive, Hilary Poole, is now well established in her leadership role, and she has made several key appointments over recent months in the critical areas of sport development, high performance, sponsorship and communications, finance and administration.

This management transition culminated in the December 2010 retirement from Hockey New Zealand of our former Chief Executive and Olympic hockey gold medallist, Ramesh Patel, who had led our sport for almost 20 years. Ramesh's contribution to the development and administration of hockey in New Zealand has been immense. We thank Ramesh

for his service to our sport and for ensuring such a smooth leadership transition over the past 18 months.

Hockey New Zealand has now developed an ambitious and exciting strategic framework for our sport, which is strongly supported by SPARC and which provides an opportunity for more effective alignment with all our stakeholders.

Your Board is passionate about growing the player base across New Zealand, and a primary focus of our strategic framework will be assisting our associations to increase grass roots participation.

Our high performance programme is undergoing significant change, and we see an opportunity for hockey to develop better coaching pathways at provincial representative level to ensure more effective development and retention of coaches at NHL and national levels. Our regional coaching structures are arguably weak across New Zealand, and this now becomes a key high performance focus. Furthermore, we must develop more effective player pathways for our most talented young athletes. Consequently, we will place greater emphasis on our National Junior High Performance Programme to better develop our national U-18 and U-21 players going forward.

Funding, sponsorship and commercialising hockey will be an ongoing challenge and opportunity for Hockey New Zealand and all our Regions and Associations. We are encouraged by the formation last year of the Hockey Foundation, a charitable trust which we believe should enhance hockey at a regional capability and junior high performance level over coming years.

I would like to acknowledge the leadership of Hilary Poole who has brought a new focus and energy to Hockey New Zealand, and whose passion and determination is manifested in the Whole of Hockey Plan which will underpin the future development of our sport.

Finally, I wish to thank our Board for driving and supporting the immense change that is now occurring at Hockey New Zealand. In particular we thank Graham Child, who stood down as Chair in June 2010, for his five years leading our Board.

I believe that your Board has embraced the need to improve its own governance capability over recent years. Like all pro bono boards across our hockey Regions and Associations, we rely on volunteers who are committed to doing their best for hockey. However, we all need to continue to improve the capability and effectiveness of governance and leadership, which is stronger in some regions and associations than others.

Arguably, hockey's greatest challenge over the next five years will be in building our regional capability. Hockey New Zealand is ready to lead this.

**JOHN WILLIAMSON**  
Chairman

# BOARD



**JOHN WILLIAMSON**  
(Chairman)

**KEITH BINNIE**  
(Elected Board Member)

**TONE BORREN**  
(Co-opted Board Member)

**SUE BREWSTER**  
(Elected Board Member)

**MARY DEVINE**  
(Appointed Board Member)

**CATHERINE DRAYTON**  
(Elected Board Member)

**PAM ELGAR**  
(Elected Board Member)

**CHRIS MAISTER**  
(Appointed Board Member)

**BRENT MISKIMMIN**  
(Appointed Board Member)



# CHIEF EXECUTIVE'S REPORT



IT HAS BEEN A BIG YEAR FOR HOCKEY THROUGHOUT NEW ZEALAND BOTH ON AND OFF THE FIELD, AND AS WE REFLECT BACK OVER THE YEAR, THE RESULTS AND HIGHLIGHTS SPEAK FOR THEMSELVES.

We have experienced significant growth in summer and winter player numbers, our national teams have performed well on the world stage and the sport's profile has increased throughout New Zealand. Of major significance was the hockey community working together to confirm a five year Whole of Hockey Plan, which has provided a clear direction and assisted us to become one of SPARC's seven targeted sports for growth.

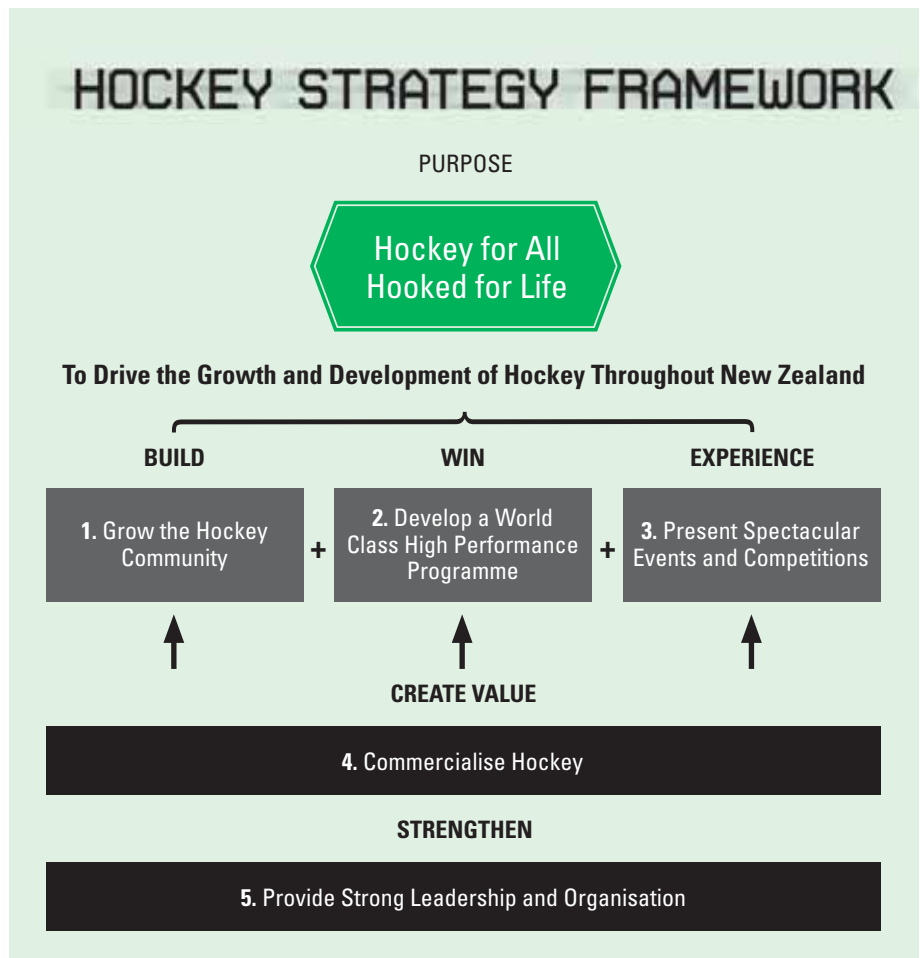
## GROW THE HOCKEY COMMUNITY

In 2010, there was an increase in summer and winter participation numbers. The number of registered winter players increased 3.8% to 44,507 following three years of little growth, and for the first time we collected reliable summer registration numbers - 16,888 players in the 2009/2010 season. This demonstrates that hockey is being played increasingly year round.

Hockey continues to be incredibly well supported by volunteers who coach, officiate and administer the sport. During 2010, 630 coaches completed the Small Sticks Coaching Programme and 23 coaches took part in the Level 2 Coaching Course. We are very thankful for the 4,152 coaches who actively coach hockey in New Zealand.

Furthermore, we can be very proud of the calibre of our umpires and officials. This was reinforced again this year with 17 international umpire and official appointments. With 1,232 umpires active in New Zealand, we have worked hard with the Associations to improve umpire development and appointment processes, and this year held Level One and Level Two Umpire and Officiating Courses.

As we work to increase participation, the first



pilots of Small Sticks were successfully held by Tauranga Hockey Association and Waikato Hockey Association. Small Sticks is a national participation programme that aims to introduce all Kiwi children aged 4 -13 to hockey, to help foster a life long love of the sport. More pilots are planned in 2011, with a national roll out planned for 2012.

## REGIONAL DEVELOPMENT AND KIWI SPORT

The Whole of Hockey Plan identified the importance of strengthening regional development and regional delivery, along with the forming of regional partnerships with the 17 Regional Sports Trusts.

The development of hockey continued to be enabled by the Regional Development Programme throughout New Zealand.

The Government's Kiwi Sport initiative has made funds available for investing in school/club/RST programmes with the aim of increasing local participation. Hockey was relatively successful in securing Kiwi Sport support into 17 programmes in the hockey community.

Another key initiative in 2010 was the development of a National Facilities and Infrastructure Strategy

that was undertaken with the support of SPARC. Specific strategies for Wellington and Greater Auckland were developed – two regions which have a significant shortfall in capacity. The project concluded that between 600-850 winter players per turf is a sustainable number. The cost of developing and maintaining turf is increasingly recognised as a significant financial burden for hockey. Therefore, ways of increasing turf utilisation, gaining increased local government support for development and maintenance of turf, in line with the support received by other codes and sharing of operational best practice is important.

We note with grave concern the impact on Canterbury Hockey following the September 2010 and February 2011 earthquakes in Christchurch. It will be a priority in 2011 to support the region rebuild.

## DEVELOP A WORLD CLASS HIGH PERFORMANCE PROGRAMME

The success from the 2010 Commonwealth Games was a real boost to all those involved in the high performance programme. To have the Black Sticks Women win silver and the Black Sticks Men win bronze has assisted our national teams to remain on track with their build for the 2012 London Olympics.

# CHIEF EXECUTIVE'S REPORT

Furthermore, both teams improved their world rankings with both moving to seventh place. Other results of note were from the Black Stick's Women who placed fifth at the FIH Champions Trophy and seventh at the FIH World Cup.

As we endeavour to build depth in the sport, it was heartening to have the Youth Olympic Women's Team win a bronze medal at the 2010 Singapore Youth Olympics. Their success was underpinned by the Tiger Turf NZ Junior Academy which in 2010 included four camps and competition against Queensland.

These teams could not have achieved these results without the world class coaching and leadership from Mark Hager, Shane McLeod and Greg Nicol and their respective coaches and management, along with the hard work and sacrifice of the national players.

## PRESENT SPECTACULAR EVENTS AND COMPETITIONS

Hockey New Zealand administered 39 national domestic tournaments for 555 teams and nearly 9000 athletes, during 2010.

While Hockey New Zealand thanks the Associations throughout New Zealand for the tremendous job they do hosting these tournaments, we have instigated a review of the national domestic tournament programme with the aim of addressing a range of issues. This review will lead to a reset of the national competition calendar for 2012.

The absence of national players from the 2010 National Hockey League (NHL) due to their commitments with Commonwealth Games, highlighted the need for us to shift the national premier competition to a time of year when national players can participate. The 2010 NHL saw 175 new players take part, 72 matches played, and 308 goals scored.

We were very appreciative of North Harbour hosting this year's league at short notice given turf issues in Wellington, and thank all the tournament officials and umpires for a successful event.

## COMMERCIALISE HOCKEY

The profile of hockey has strengthened over the last year largely due to an increased volume of media coverage which was the result of a focussed communications and media management strategy. Hockey New Zealand experienced a considerable increase in website traffic, and the database of registered recipients grew for the newly launched Inner Circle Online.

We were particularly pleased to extend the long term support to hockey of Tiger Turf, Millennium Hotels and Kookaburra, and thank Lotto for their ongoing provision of team wear. We sincerely thank BDO for their support of the National Umpires Programme, and with appreciation acknowledge their support of Hockey New Zealand since 2003. This sponsorship concluded at the end of 2010, along with their global sponsorship of FIH events, but we remain very grateful for BDO's continued support with the provision of audit and accounting services.

Over the last year we have registered the brands, defined our commercial properties and reviewed our commercial contract structure. This will set us in good stead as we actively attract and build new commercial relationships in 2011.

2010 was the first year of operation of the Hockey Foundation, details of performance are included in a report from Chairman, Jon Tanner, on page 6.

## FUNDING PARTNERS

SPARC continued to be our major funding partner, investing in the National High Performance

Programme, Sport Development and Capability Building. We value the support and expertise of the SPARC team, in particular their assistance with the development of Hockey's Whole of Sport Plan.

Major gaming trust partners including the Lion Foundation, Pelorus Trust and New Zealand Community Trust were joined by Youhtown and the Southern Trust. Investment by gaming trusts into national programmes with local delivery, such as the Pelorus Trust support of the Regional Development Programme, and Youhtown's support of the National Domestic Tournament programme are important for the delivery of our sport throughout New Zealand.

We were grateful to receive continued support from the NZ Olympic Committee and the International Olympic Committee with the receipt of Olympic Solidarity funding of the Black Sticks Women's programme.

## STRONG LEADERSHIP AND ORGANISATION

Hockey New Zealand reinforced its commitment to strengthen regional capability throughout New Zealand. We believe that increased capability in the regions to service the needs of their members, clubs and Associations is critical to the growth of the sport.

We have strengthened the Hockey New Zealand team to enable delivery of the Whole of Hockey Plan, with the creation of dedicated roles for National Participation and Development, Commercial, Communications and High Performance.

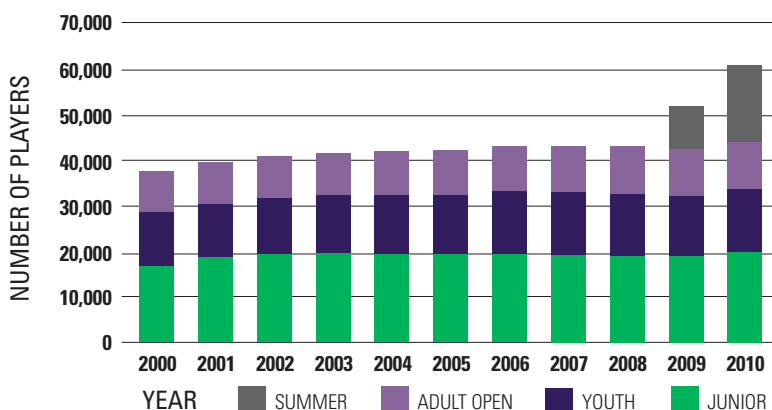
## FINANCIAL PERFORMANCE

The New Zealand Hockey Federation Inc Group achieved a consolidated surplus of \$147,736 from the operations of Hockey New Zealand and the Hockey Foundation. This result was pleasing as the Federation works to both rebuild reserves and build a capital base in the Hockey Foundation.

While it is difficult to compare financial performance against the previous financial period (which was the six months to December 2009), due to the change in financial year and establishment of the Foundation, it was a significant improvement on the loss of \$234,400 for the six months to December 2010. The Federation achieved an unqualified audit opinion and the statement of fundamental uncertainty has been removed.

Hockey New Zealand achieved a surplus of \$56,620. Income for 2010 was below budget at \$4,611,257 mainly because of the loss of the Black Sticks Men's PEG's as they did not earn the right to retain them due to their disappointing ninth place in the 2010 FIH World Cup. The Hockey Foundation earned a surplus of \$91,116 comprising donations and a bequest received from the Chica Gilmour Estate.

# PLAYER TRENDS



## LOOKING FORWARD TO 2011

Leading the development and implementation of the six Whole of Hockey projects is the priority in 2011. These projects have been well integrated into Hockey New Zealand's Annual Plan for 2011, but they entail a programme of work over five years:

1. Develop National Participation Programmes
2. Expand the Delivery of Hockey Throughout New Zealand
3. Develop the Player Talent Pathway from Grass Roots to Elite
4. Strengthen Regional Capability
5. Grow Hockey's Value and Generate Sustainable Revenue Outside of Annual Grants
6. World Class Hockey Events and Facilities

We will continue with the development of Small Sticks followed by a youth and summer brand. Ongoing improvement of the national coaching and umpire development programmes will ensure the sport is well supported by the essential work of our volunteers. Reviewing and strengthening of the Regional Development Network is important.

From a high performance perspective, a strengthened programme at national, junior and regional level will have the shorter term focus of the national teams building for the 2012 London Olympics. We are hopeful that negotiations with the Hockey Players Association will formalise the relationship and mutual obligations between national squad athletes and Hockey New Zealand, both on and off the field.

Hockey New Zealand is working hard to resource a comprehensive national Junior High Performance

Programme, recognising that we need much greater depth in the national elite athlete base if we are to consistently have our teams ranked top six in the world. During 2011, we plan to select U18 and U21 national squads, as we begin the build for the 2013 Junior World Cup and longer term, the 2016 Olympics. Design of national components that are part of a regional talent programme will be undertaken and support provided to regions that have a sound plan and high quality coaches.

Review of the national domestic tournament programme will provide the framework for national, regional and domestic competition from 2012 onwards. This will include a review of the National Hockey League (NHL). In 2011, the NHL is the primary selection event for the Olympic squads.

With a strengthened commercial team in place, we will continue to work to strengthen hockey's profile and brands. Attracting and building leveraged relationships with commercial partners for HNZ properties – teams, events and national programmes – and official supplier partners, is critical to building sustainable revenue streams from sources other than public and gaming trust funding. We also aim to develop several national supplier relationships that will provide benefit for the Associations also.

Hockey New Zealand has stated our commitment to having eight strong regions and during the year we will encourage and assist where possible with the building of regional capability. With a strengthened Hockey New Zealand team, focus continues on improving our operational efficiency in terms of IT, HR, financial and communication processes and ensuring that as a team we are adding as much value as we can to the sport.

## Thank You

My most sincere thanks and appreciation goes to:

- All the Clubs throughout New Zealand, Associations and Regions and your many volunteers, thank you for all that you do to deliver hockey throughout New Zealand.
- Our sponsors and funding partners, without your support, we would not be able to deliver the range of national programmes.
- The councils – Maori, Indian, Masters, Youth, and University, thank you for your hard work with your respective tournaments and the ongoing advice and support you provide Hockey New Zealand.
- The support staff of the National High Performance Programme.

I would like to sincerely thank Ramesh Patel who held the role of Hockey Director until the conclusion of 2010 and has greatly assisted with my transition into the CEO role. To the Hockey New Zealand Board, thank you for your ongoing support, in particular to Graham Child, and new chair, John Williamson I thank you for your time and support. And last but not least, a huge thank you to the Hockey New Zealand staff and all those who assist us on a voluntary basis with the national high performance and sport development programmes, who have worked so hard in 2010.



**HILARY POOLE**  
Chief Executive

## TRIBUTES

### OBITUARY

#### Noelene Stafford

16 November 1950 - 19 November 2010

President of Hockey New Zealand, Noelene Stafford, sadly passed away in November.

Noelene started out as a hockey player in Tauranga in the early 1960's. She had a successful career as a representative player, umpire and coach, in both Canterbury and Tauranga. Noelene took up an official administration role at age 18 and was invaluable to Tauranga Hockey with her vision for development, financial expertise and forthright articulate presentations of projects and plans for progress. Noelene has been secretary, treasurer, president, draw steward, delegate, project member, tournament administrator, Midlands board member, Hockey New Zealand Youth Council Chair and latterly President of Hockey New Zealand.

Noelene led the way as a 100% committed hockey supporter, and as a powerful advocate continually



working for the good of the hockey community locally and nationally for many years. Noelene's professional business background was a strength and she recruited the right people at the right time to advance hockey in Tauranga, developing the local and regional game and facilities.

Noelene's irrepressible sense of humour and tendency to create and enjoy a bit of light hearted fun created many wonderful stories and fond everlasting memories in the hockey community throughout the country.

Noelene and hockey; these two go together like bread and butter, salt and pepper, or fish and chips. It will be strange to have one without the other.

### FAREWELL TO RAMESH PATEL

- Ramesh Patel, Chief Executive (1989 to August 2009) and Hockey Director (August 2009 to December 2010)



After 22 years as Chief Executive and later as Hockey Director, Ramesh Patel has made an outstanding contribution to hockey in New Zealand. A member of New Zealand's gold-medal winning hockey team

from the Montreal 1976 Olympic Games, Ramesh has been an influential player, coach and leader of the national sport.

Ramesh achieved an impressive term and his contribution is evident in the significant rise in participation figures, the rolling out and retention of 18 regional coaching development officers and New Zealand becoming trusted to host FIH events.

Other highlights under Ramesh's leadership include the proliferation of competition, an increase in artificial surfaces from three to 69, the strength and growth of the National Secondary School Tournament, the introduction of the National Hockey League in 1999 and most recently the Black Sticks bringing home medals from the 2010 Delhi Commonwealth Games.

Ramesh will continue to be involved with Hockey New Zealand as a Patron of The Hockey Foundation as well as taking on a voluntary position on the FIH Rules Committee.

Hockey New Zealand staff and the many volunteers thank Ramesh for the exceptional contribution he has made to the game of hockey in this country.



From left: Ramesh Patel; Mandy Barker; Graham Child; Elaine McCaw; Wayne Boyd; Anna Lawrence; John Williamson; Jon Tanner

**Hockey Foundation Patrons and Trustees at the launch function hosted by Their Excellencies, The Right Honourable Sir Anand Satyanand, GNZM, QSO, and Lady Susan Satyanand.**

In 2009, the Hockey New Zealand Board established a charitable trust – Hockey Foundation. Its primary purpose is to create a long term sustainable funding stream to be invested in fostering the growth and development of hockey throughout New Zealand. The foundation is aiming to raise funds through donations, bequests and targeted fundraising campaigns.

The inaugural meeting of the founding trustees was held in February 2010. This comprised myself Jon Tanner, John Williamson (Chair of Hockey New Zealand) and Graham Child (past chair of Hockey New Zealand). Three further trustees have since joined the board - Elaine McCaw, (Member of the Wellington Hockey Board), Geoff Lawrence and Wayne Boyd (both past chairs of Hockey New Zealand).

We are also delighted that Anna Lawrence, Mandy Barker, Ramesh Patel and Selwyn Maister, all former New Zealand representative hockey players have accepted an invitation to be Foundation Patrons. We are looking forward to engaging our Patrons in the work of the Hockey Foundation as it develops.

The Hockey Foundation is very supportive of the strategic plan that Hockey New Zealand has put in place. We will be working closely with Hockey

New Zealand to ensure grants from the Foundation are directed to the projects most in need.

In 2010, the Board was primarily focused on creating the appropriate framework for the Foundation to work within and develop a sound fundraising strategy that will ensure it can achieve its key objectives going forward.

The fundraising strategy is comprised of three main projects:

- **Endowment Fund:** The aim is to build a significant Endowment Fund over the next three years. The main source of funds will be major donations and bequests and the income from this fund will be used to make grants for targeted projects being undertaken in the hockey community throughout New Zealand.
- **Eight Regional Funds:** The funds raised by the Foundation will assist with the regional projects, including the set up of the regional talent programmes which will foster the development of talented players and coaches in each of the eight regions throughout New Zealand.
- **Junior Black Sticks to the World Cup 2013 Campaign:** The objective is to raise funds to address the projected funding shortfall for the national U18 and U21 training camps and competitions that build towards the 2013 Junior World Cup.

These programmes are integral to attracting, retaining and developing the depth of talent required for our national teams to be successful on the world stage.

In 2010, the Foundation received \$92,500 of income from donations and endowments, with a further pledge of \$40,000.

The bequest of \$50,000 from the Chica Gilmour Estate will be applied to an annual scholarship for a talented female player or umpire in the under 19 age group who displays talent but may be restricted in developing that talent due to financial hardship or because of their physical remoteness/distance from a source of training.

This has given us a good base upon which to launch our fundraising initiatives in 2011. We look forward to engaging and inspiring the hockey community to support the Foundation, to achieve its purpose of fostering the growth and development of hockey throughout New Zealand.

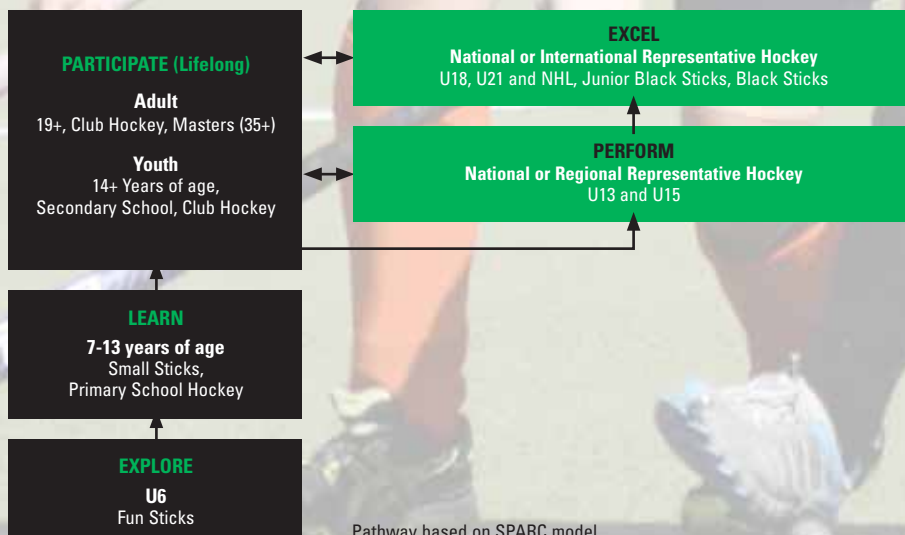
**JON TANNER**  
Chairman, Hockey Foundation

The 32 Hockey Associations, 300 plus clubs and more than a thousand schools are committed to providing people of all ages and stages the opportunity to play hockey, throughout the year. There has been a significant increase in players and coaches in 2010, a trend we believe will continue when we roll out national participation programmes, develop more coaches, umpires and officials, and strengthen regional capability.

# GROW THE HOCKEY COMMUNITY



## HOCKEY SPORT AND RECREATIONAL PATHWAY



# HOCKEY FRAMEWORK

## PLAYER, COACH & UMPIRE

### PARTICIPATING IN HOCKEY

The player pathway (coloured black) shows the pathway from Small Sticks to Black Sticks. It includes recreational players of any age who may choose to enter onto the high performance pathway, or simply continue to play hockey at their particular level.

The umpire and coach pathways (in purple and blue respectively) emphasise that a coach or umpire may choose to operate at a specific level, such as youth, and undertake professional development opportunities that allow them to become the best possible coach or umpire at that level.

The player, coach and umpire pathway highlights the framework that Hockey New Zealand is working towards and the consequent opportunities that will be in place from 2011.

NB: Please note that the officials pathway is under re-development and will be added to this diagram when finalised.



# 2010 PLAYER NUMBERS

## WINTER

## SUMMER

ASSOCIATION	ADULT OPEN		YOUTH		JUNIOR PRIMARY		JUNIOR MINI		2009	2010	% CHANGE	2009	2010	% CHANGE
	M	F	M	F	M	F	M	F	TOTAL	TOTAL		TOTAL	TOTAL	
Auckland	612	540	954	1,026	493	494	224	224	4,446	<b>4,567</b>	2.7%	1030	<b>1,698</b>	64.9%
Bay Of Plenty	65	75	227	265	357	429	117	185	1,849	<b>1,780</b>	-3.7%	450	<b>0</b>	-100.0%
Buller	43	49	20	16	48	16	18	12	188	<b>222</b>	18.1%	200	<b>290</b>	45.0%
Canterbury	571	542	507	574	443	795	214	400	3,979	<b>4,046</b>	1.7%	794	<b>2,464</b>	210.3%
Central Hawkes Bay	0	0	0	0	16	19	7	11	60	<b>53</b>	-11.7%	0	<b>0</b>	n/a
Central Otago	42	78	45	40	104	147	34	59	486	<b>549</b>	13.0%	40	<b>56</b>	40.0%
Counties Manukau	252	210	192	120	124	56	148	104	1,021	<b>1,206</b>	18.1%	120	<b>0</b>	-100.0%
Eastern	37	73	47	68	34	135	0	0	377	<b>394</b>	4.5%	0	<b>0</b>	n/a
Hawkes Bay	143	91	377	364	156	169	280	280	1,799	<b>1,860</b>	3.4%	270	<b>976</b>	261.5%
Horowhenua	20	39	76	79	203	254	114	127	726	<b>912</b>	25.6%	390	<b>70</b>	-82.1%
Invercargill	76	85	197	141	238	164	85	71	1,131	<b>1,057</b>	-6.5%	90	<b>224</b>	148.9%
Malvern	0	0	0	0	0	0	4	9	10	<b>13</b>	30.0%	0	<b>0</b>	n/a
Manawatu	307	233	378	309	201	177	196	252	1,971	<b>2,053</b>	4.2%	539	<b>1,364</b>	153.1%
Marlborough	51	47	22	39	103	65	47	34	518	<b>408</b>	-21.2%	76	<b>181</b>	138.2%
Mid Canterbury	77	67	56	53	79	79	36	54	510	<b>501</b>	-1.8%	64	<b>0</b>	-100.0%
Nelson	147	148	105	101	95	122	99	126	887	<b>943</b>	6.3%	260	<b>475</b>	82.7%
North Harbour	499	516	631	788	611	562	326	260	4,077	<b>4,193</b>	2.8%	2230	<b>2,382</b>	6.8%
North Otago	19	38	42	57	26	20	58	61	332	<b>331</b>	-3.3%	166	<b>264</b>	59.0%
Northland	307	264	198	350	146	327	178	334	1,972	<b>2,104</b>	6.7%	0	<b>2,013</b>	n/a
Otago	290	381	315	225	402	208	69	89	1,760	<b>1,979</b>	12.4%	551	<b>678</b>	23.0%
Poverty Bay	107	127	35	60	82	113	34	56	544	<b>614</b>	12.9%	0	<b>0</b>	0.0%
Rangitikei	0	0	0	0	71	67	20	29	171	<b>187</b>	9.4%	0	<b>0</b>	0.0%
Ruahine-Dannevirke	0	0	0	0	30	30	0	0	44	<b>60</b>	36.4%	0	<b>0</b>	0.0%
South Canterbury	89	74	185	156	238	148	35	36	991	<b>961</b>	-3.0%	140	<b>369</b>	163.6%
Taranaki	96	109	252	150	99	99	168	169	1,159	<b>1,142</b>	-1.5%	72	<b>192</b>	166.7%
Tauranga	162	121	252	221	363	491	93	199	1,849	<b>1,902</b>	2.9%	0	<b>153</b>	n/a
Thames Valley	64	49	114	107	131	111	36	37	536	<b>649</b>	21.1%	0	<b>129</b>	n/a
Waikato	212	186	442	494	263	244	572	727	3,082	<b>3,140</b>	1.9%	472	<b>1,115</b>	136.2%
Wairarapa	144	240	195	225	196	196	148	148	1,470	<b>1,492</b>	1.5%	374	<b>520</b>	39.0%
Wanganui	130	65	163	123	182	78	10	10	667	<b>761</b>	14.1%	180	<b>0</b>	-100.0%
Wellington	659	594	780	690	393	482	215	221	3,827	<b>4,034</b>	5.4%	780	<b>1,235</b>	58.3%
West Coast	78	68	43	31	65	40	39	40	455	<b>404</b>	-11.2%	40	<b>40</b>	0.0%
<b>TOTAL</b>	<b>5,299</b>	<b>5,109</b>	<b>6,850</b>	<b>6,872</b>	<b>5,992</b>	<b>6,337</b>	<b>3,684</b>	<b>4,364</b>	<b>42,894</b>	<b>44,507</b>	<b>3.8%</b>	<b>9,328</b>	<b>16,888</b>	<b>81.0%</b>

Year 2010	5,299	5,109	6,850	6,872	5,992	6,337	3,684	4,364	44,507
Year 2009	5,050	5,097	6,504	6,767	5,617	5,806	3,593	4,460	42,894
Year 2008	4,845	4,986	6,524	7,026	5,878	6,162	3,386	4,083	42,890
Year 2007	4,713	4,990	6,640	7,287	5,640	5,936	3,571	4,568	43,345

KEY: M = Male, F = Female

# COACHING & DEVELOPMENT

## REGIONAL DEVELOPMENT MANAGERS (RDM) / COACH FORCE

Region	Name
Auckland	Sandie Mackie Hemant Lala – until September
BOP/Tairāngia	Gene Coates-Reid
Canterbury	Sunjay Ganda Chris Leslie
Counties Manukau	Maurice Payne
Hawkes Bay	Caryn Paewai
Manawatu	Greg Clark
North Harbour	Dave Kosoof Bruce Colban
Northland	Bevan Gibbs
Otago	Mark Smithells
South Canterbury	Wendy Guthrie - until July
Southland	Hayley Munro
Tasman	Craig Brett
Waikato	Jack Clayton
Wairarapa	Jesse Workman
Wellington	Niniwa Roberts
West Coast	Jade Blackman

## RDM CONFERENCE

**Date:** 2-3 December 2010, Auckland  
**Number of Participants:** 13

## SCHOOL VISITS

**Primary School:** 792  
**Students participating:** 45,033  
**Secondary School:** 221  
**Secondary Students:** 4,903

## COACH DEVELOPMENT COURSES

Course	Amount	Participants
Small Sticks 5-8	25	247
Small Sticks 5-8 Extension	29	22
Workshops		
Small Sticks 9-12 Workshops	35	238
Small Sticks 9-12 Extension	30	123
<b>Workshops</b>		
Youth Workshops	16	163
Youth Extension Workshops	26	162
Club Workshops	10	90
Club Extension Workshops	15	47
Umpires/Officials Courses	56	818
HNZ Level 2 Courses	1	23

## FIH YOUTH WEEK

**Date:** 15-21 May 2010

Youth Week is an FIH initiative to highlight youth hockey activities around the world. The theme for 2010 was "All in the Game". Activities organised included mini tournaments, colouring competitions and youth leadership recognition events.

**Associations Involved:** Northland, Eastern Southland, Waikato, Mid Canterbury, Canterbury, Invercargill, Wanganui, Nelson, West Coast, South Canterbury, Buller, Central Otago, North Otago, Manawatu, Wellington, North Harbour, Otago

**Total Participants (5-19 years old):** 16,073

## FIH Youth Leadership Awards:

Matthew Lyne	Wanganui
Brooke Johnson	Northland
Nathan Barltrop	West Coast
Jadyn James	Buller
Declan Lennon	Buller
Dylan Paterson	Buller
Simon Small	South Canterbury
Kaitlyn Young	South Canterbury
Mark McGillen	South Canterbury
Hayleigh Miller	South Canterbury
Kristina O'Connor	South Canterbury
Sam Luarjud	South Canterbury
Scott Kearney	Nelson
Rhianne Woolf	Nelson
Tom Laney	Nelson

## UNDER 17 REGIONAL DEVELOPMENT CLINICS

The U17 Regional Development Clinics were delivered over two days in five regions. Players were run through fitness testing and skill development exercises under the direction of the head coaches. All athletes received a player report.

**HNZ Head Coach Boys:** Darren Smith  
**HNZ Head Coach Girls:** Greg Nicol

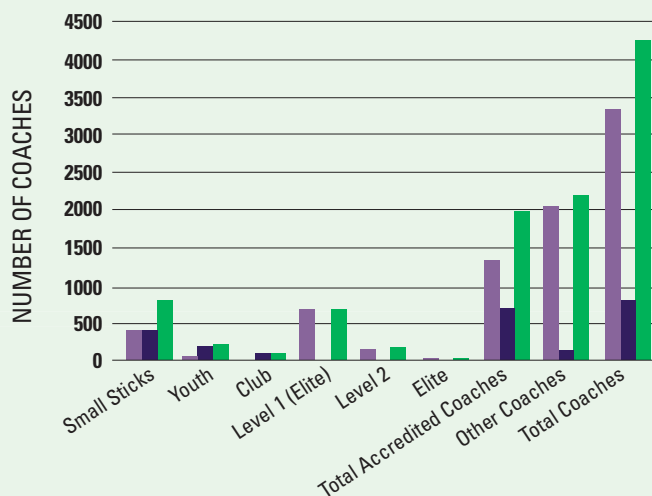
Northern	6, 7 April
Midlands	8, 9 April
Central/Capital	15, 16 April
Canterbury	13, 14 April
Southern	11, 12 April

## Total Participating:

Girls: 105 Boys: 105 Coaches: 60

## TOTAL REGISTERED COACHES

	2010	2008/2009	TOTAL
Small Sticks	402	403	805
Youth	163	43	206
Club	90	6	96
Level 1 (elite)	0	686	686
Level 2	23	150	173
Elite	0	24	24
<b>Total Accredited Coaches</b>	<b>678</b>	<b>1312</b>	<b>1990</b>
Other Coaches	130	2032	2162
<b>TOTAL COACHES</b>	<b>808</b>	<b>3344</b>	<b>4152</b>



2008/2009 2010 TOTAL

## COACHES BY COMMUNITY

Registered coaches as on Hockey New Zealand database

# REGISTERED UMPIRES & OFFICIALS

REGISTERED "ACTIVE" UMPIRES 2010*						Comparison to 08/09 TOTAL
ASSOCIATION	Ungraded	Junior	Level 1	Level 2	TOTAL	
Auckland	36	24	17	16	92	99
Bay of Plenty	50	3	4	1	58	60
Buller	0	0	0	0	0	0
Canterbury	55	57	19	22	154	167
Central Hawkes Bay	11	7	0	1	19	23
Central Otago	26	2	0	0	28	38
Counties-Manukau	7	8	3	3	22	21
Eastern	12	5	1	0	18	24
Hawkes Bay	80	9	7	4	99	66
Horowhenua	3	6	1	0	11	13
Invercargill	0	0	0	0	0	0
Malvern	0	0	0	0	0	0
Manawatu	9	7	5	7	28	35
Marlborough	24	7	1	4	36	47
Mid-Canterbury	4	9	0	0	13	16
Nelson	22	8	3	1	34	45
North Harbour	22	26	10	10	68	83
North Otago	26	5	0	3	34	46
Northland	31	7	7	5	50	48
Otago	20	20	9	7	57	71
Poverty Bay	1	1	5	2	9	13
Rangitikei	1	1	1	0	2	3
Ruahine-Dannevirke	0	0	0	0	0	0
South Canterbury	26	10	2	1	38	48
Southland	32	7	4	1	45	58
Taranaki	23	15	4	2	44	56
Tauranga	17	20	5	6	49	56
Thames Valley	0	6	4	0	10	13
Waikato	53	14	9	4	80	103
Wairarapa	2	11	1	1	16	20
Wanganui	8	3	2	1	14	20
Wellington	34	19	9	9	70	82
West Coast	31	2	1	0	34	45
<b>TOTAL</b>	<b>666</b>	<b>319</b>	<b>138</b>	<b>109</b>	<b>1,232</b>	<b>1,417</b>

## MAJOR INTERNATIONAL APPOINTMENTS

There were 17 appointments made to international events in 2011.

<b>Karen Bennett</b>	<b>Umpire</b>
4 Nations Invitation, Women, The Netherlands	
<b>Jeff Brown</b>	<b>Judge</b>
XIX Commonwealth Games, Men, India	
<b>Amber Church</b>	<b>Umpire</b>
South American Championship, Women, Brazil	
<b>Sarah Garnett</b>	<b>Umpires Manager</b>
XIX Commonwealth Games, Women, India	
<b>Gareth Greenfield</b>	<b>Umpire</b>
XIX Commonwealth Games, Men, India	
4 Nations Invitation, Men, England	
<b>Craig Gribble</b>	<b>Umpires Manager</b>
XIX Commonwealth Games, Men, India	
1st Youth Olympics, Men, Singapore	
<b>Kelly Hudson</b>	<b>Umpire</b>
XIX Commonwealth Games, Women, India	
12th World Cup, Women, Argentina	
World Cup Qualifier, Women, Chile	
<b>Nigel Iggo</b>	<b>Umpire</b>
32nd Champions Trophy, Men, Germany	
<b>Jason McCracken</b>	<b>Tournament Director</b>
32nd Champions Trophy, Men, Germany	
<b>Helen Napier</b>	<b>Technical Officer</b>
XIX Commonwealth Games, Women, India	
<b>Simon Taylor</b>	<b>Umpire</b>
16th Asian Games, Men, China	
12th World Cup, Men, India	
<b>David Tomlinson</b>	<b>Umpire</b>
1st Youth Olympics, Men, Singapore	

\*NB: During 2010 Hockey New Zealand updated the national umpire database to reflect registered "active" umpires.

# COUNCILS



## NZ MAORI HOCKEY COUNCIL (TE KAUNIHERA HAUPOI MAORI O AOTEAROA)

Kahu Ripia (Chairperson)

Joy Ripia (Secretary)

Jacqui Chesley-Ingley (Treasurer)

### Rohe Delegates:

Johnson Hamahona and Herita O'Callaghan (Aotea)

Josie Morete and Marlene Nikora (Tairāwhiti)

Alma Quirey and Denise Watene (Taitokerau)

Irirangi Mako (Takitimu)

Warren Rhind (Tamaki Makaurau)

Jacqui Chesley-Ingley and Jim Raika (Te Waipounamu)

Aroha Thompson and Jan Nikora (Waiariki)

Aaron Buist (Waikato/Maniapoto)

### Maori Council Highlights:

- The 2010 Aotearoa National Maori Hockey Tournament was hosted by Waikato Maniapoto during Queen's Birthday Weekend in Hamilton. Sixteen teams representing the eight tribal districts from throughout Aotearoa participated. Waiariki won both the Tamahou Arikinui – He Toki Senior Men and The Tumanako – He Waka Huia Senior Women's trophies.
- It is encouraging to see an increasing number of Maori participating in hockey at a school, regional and national level. Eight players from the 2010 Black Sticks Women's team and one player from the 2010 Black Sticks Men's team

have Maori ancestry. Furthermore, Black Sticks Women's captain Kayla Sharland (Aotea), Kayla Wilson (Waikato) and Rhiannon Dennison (Tamaki Makaurau) were selected for the 2010 Youth Olympics.

- Queensland Secondary Schools teams toured in Rotorua on the 2-3 of October. This event is becoming a great cultural exchange. Visitors experience a Powhiri onto our marae, kapa haka entertainment and a hangi feast. The boys struggled this year losing both games, however the girls had their best ever tournament winning both their fixtures.

### Oceania Pacific Cup

The New Zealand Maori Women's Team and the Barbarian's Men's Hockey Team played in the Oceania Pacific Cup in Fiji this year. The men's team won the gold medal, beating Fiji 4-2 in the final. The women's team brought home the silver medal losing 3-1 to Australia in the final.

### Upcoming events:

- This year a review was completed after the National Maori Hockey Tournament and members agreed that Labour Weekend was the preferred time to host the tournament in the future.
- The 2011 Aotearoa National Maori Hockey Tournament is being hosted by Takitimu in Napier in October. This was where the first Aotearoa National Maori Tournament was held, and it will be the twentieth year celebration.

## MASTERS COUNCIL

The council's role is to provide for, encourage and promote opportunities for continued participation in playing the sport of hockey.

Irene Ryan (Chair) – Auckland

Craig Brett – Nelson

Bill Fenton – Northland

Lloyd Hughes – Canterbury

Nellie MacDonald – Counties-Manukau (from November 2010)

Doug Sommerville – Waikato

Pam Thompson – Canterbury (retired November 2010)

Dorothy Walker – Southland

Lynda West – Manawatu

Graham Jackson – HNZ Masters Administrator (part-time)

### Masters Council Highlights:

- 57 teams competed in 10 age divisions in our National Tournament hosted by Nelson Hockey Association. Turf time was also provided in Blenheim by the Marlborough Hockey Association.
- Nine New Zealand teams competed in the Trans Tasman Challenge in Australia.
- The New Zealand 60+ men competed for the first time in the 2010 World Grand Masters Hockey Tournament in South Africa.

## UMPIRES COUNCIL

The council is a group of umpires and technical officials who are committed to assisting the New Zealand hockey community to keep pace with trends in the modern game, and to provide high quality officials to domestic tournaments. The council has been structured to deal with issues facing associations, club hockey, schools and domestic tournaments. The council consists of two parts: the Strategy Committee and the Operations Committee.

The Strategy Committee consists of three members (one member chairs the council). Their main focus is to provide leadership, guidance and direction to the Hockey New Zealand Umpire Development Manager and to the Operations Committee.

The Operations Committee consists of members who will individually take charge of portfolios in the following areas: association, secondary schools, technical officials, coaching and development, appointments, gradings and technology.

### Hockey NZ Umpires Council 2010:

#### Strategy Committee:

Jason McCracken (currently Australia based) – Chair  
Lyn Farrell (North Harbour)

Ian Faulkner (Counties/Manukau)

#### Operations Committee:

Jenny Hair (Marlborough)

Sarah Garnett (Tauranga)

Wayne Sleeman (North Harbour)

Stuart Ashby (Central Hawkes Bay)

Caroline Bigham (Tauranga)

### Umpires Council Highlights:

- Jason McCracken was appointed as a member of the FIH Umpiring Committee. Jason has umpired at two Olympic Games (Sydney and Athens) and was appointed as Tournament Director to the 2010 Men's Champions Trophy.
- 17 FIH umpire and officials were appointed to matches overseas including World Cups and Commonwealth Games.
- Karen Bennett (Canterbury) and Amber Church (Poverty Bay) were awarded their FIH international gradings.
- Gareth Greenfield (Canterbury) was upgraded onto the FIH Umpire Promising List after his outstanding performances at the Commonwealth Games.
- 160 junior umpires between the ages of 14 and 18 officiated at the U18, U15 and U13 national tournaments in 2010.

## UNIVERSITY COUNCIL

Oversee the development, promotion and playing of University hockey.

#### President:

Stephen Goodfellow (Auckland University)

#### Treasurer:

Kerian Kingstone (Auckland University)

#### Secretary:

Hitendra Patel (Auckland University)



## YOUTH COUNCIL

Eight members representing primary and secondary schools meet to oversee youth hockey.

Members are elected by Association and Secondary Schools nationwide. Members are elected for a period of two years and there is a clear process to ensure that a certain degree of continuity is always present within the council.

### 2009/2010 Youth Council Members:

#### Secondary Schools:

Hilary Stubbs (Canterbury) – Chair

Andrew Brydon (Canterbury)

Paul Tessier (Wellington)

Pauline Weir (Eastern Southland)

#### Primary Schools:

Paul Collins (Tauranga)

Jonn Nicholson (Wellington)

Alan Patterson-Kane (Auckland)

Rochelle Retter (Wairarapa)

Meetings are held three times during the year, at a suitable time, to handle the organisation of tournaments at both representative age group levels and also the secondary school tournaments held in the winter tournament week.

Council members attend as many of the tournaments that are held around the country as possible. We are truly grateful for the assistance given by Associations everywhere to make youth tournaments a positive experience that encourages the love of the game of

hockey. The chance to represent your school or province at a tournament is a goal that hockey offers to every young player in this country, and this would not be possible without the major input from volunteers.

Administration is handled through the capable hands of Nicola Connell from Hockey New Zealand.

All issues relating to young players in New Zealand are handled by this group. In 2010, the age group tournaments reverted to the U15 and U18 Tournaments after Associations voted to change the U16 age group back to U18 at the 2009 AGM. This allowed more Associations to be able to field teams and there was an increase in the number of teams at the U18 tournaments in 2010.

A Captain's Meeting was held at each of the U18 Tournaments to discuss relevant youth issues with these young leaders. Each meeting was facilitated by a Youth Council member. This initiative was deemed a success and will be run at future U18 tournaments so the council can continue to engage with the youth hockey players.

Young players are playing at a higher level of hockey both nationally and internationally and Hockey New Zealand is keen to ensure that we are not left out in the cold. It will be the duty of the council to support the needs of all our young players through any changes that may be made.

# MASTERS

## TRANS TASMAN TROPHY

Newcastle, Australia, May 2010

### New Zealand Women's 35+ Masters Team

Lyn Steele, Nicola Supyk, Jan McDonald, Tiffany McCrea-Lennon, Helen Watson, Carolyn Tooby (Canterbury); Karen Shearer, Karen Eden (Nelson); Nicky Pearce, Joanne Greedwood, Kelly Rowlingson, Kathryn Paul (Waikato); Toni Strand (Wellington); Lisa Craggs, Jonnelle Culling (Northland); Ana Spurdle (Taranaki)

**COACH:** Doug Sommerville

**MANAGER:** Wendy Hughes

2-2 Draw

2-1 Loss

2-4 Win

New Zealand won on goal difference

### New Zealand Women's 40+ Masters Team

Veronica Romagnoli, Sarah Stanley, Tanya Povey (Auckland); Marie Martin (North Harbour); Lynda West, Michelle Low (Southern); Jenny Elgar (Taranaki); Gillian Lennox (Waikato); Jackie Nuthall, Treena Fitness, Gail Donaldson (Wellington); Donna Mitchell, Kiri Raharuhi (Nelson); Leanne Sutherland (Hawkes Bay); Tanya Legge, Wendy Fitzgerald (Canterbury)

**COACH:** Shelley Hiha

**MANAGER:** Kerry Hayward

2-3 Win

0-1 Win

1-1 Draw

New Zealand won on points

### New Zealand Women's 45+ Masters Team

Denise Brown, Sue Furmage, Sue Caughey, Sandra Kindley (Canterbury); Lorna Drake, Sheryl Thorne, Donna Ford (Northland); Lyn Jamieson (Auckland); Sally Lancashire, Jan Loader (Wellington); Wendy Mackay (Waikato); Anne Marie McCrostie, Lynne Dickie (Southern); Karen Porteous (North Harbour); More Williams, Rosey Wilson (Nelson)

**COACH:** Kevin Ryan

**MANAGER:** Jan McKenzie

3-2 Loss

1-3 Win

2-2 Draw

New Zealand won on goal difference

### New Zealand Women's 50+ Masters Team

Lorraine Vickery, Mandy New, Margaret Sanders, Jeanette Marinovic, Marion Parkins (Auckland); Sharon Orr, Peggy Shepherd, Jeanette Francis, Jeanette Dobson (Waikato); Pip Wilson, Mary-Anne Dunlop (Canterbury); Marie Todd, Jenny Harrington, Liz Spratt, Brenda Telfar, Carolyn Dyball, Robyn Neill (Tauranga/BOP); Peggy Shepherd (Waikato); Bev Robinson, Di Jordan (Wellington); Helen Robertson, Ros Suter (Nelson); Ali Davis (North Harbour)

**COACH:** Sue McHaffie-Green

**MANAGER:** Bridget Daldy

2-1 Loss

3-0 Loss

1-0 Loss

Australia won on points

### New Zealand Women's 55+ Masters Team

Jean Roberts (Waikato); Robin Kavanagh, Colleen Predergast, Anne Scanlon (North Harbour); Judy Board, Anne Harkness, Alisa Pert, Maeve Morrison, Kate Peri, Irene Ryan (Auckland); Rae de Joux, Ruth Soper (Canterbury); Jill Van Tran, Barbara Northey (Tauranga); Anne Stone (Wanganui)

**COACH:** Helen Colenso

**MANAGER:** Rachael Collins

0-2 Win

1-1 Draw

5-0 Loss (score 2-0 at end regulation time, strokes determined final result)

Australia won on points

### New Zealand Men's 40+ Masters Team

Craig Brett, Brett Butcher, Mike Gafa, Stu Beach, David Brooks (Nelson); Peter Van Riele (Auckland); Ian Riach, Wayne Curtis, Kevin Gainsford (Canterbury); Steve Shepherd, Allan Moscrip (Northland); Alan Register, Peter Lowndes, Grant Boyde (Wellington); Geoff Williamson (Waikato); Mark Gibbons (Nelson)

**COACH:** Devon Menon

**MANAGER:** Alan Matheson

2-2 Draw

3-1 Loss

2-3 Win

Australia won on goal difference

### New Zealand Men's 45+ Masters Team

Trevor Eden, George Lowry, Stu Grant, Nigel Fraser, David Strawbridge (Nelson); Ray Scott, Derek Ah Sam (North Harbour); Julian O'Sullivan, Jonathon Mackey, Keith Binnie, Richard Calkin, Phil Teague (Wellington); Peter Nicol (Waikato); Langley Atkinson (Matawa); Brian Evanson (Auckland)

**COACH:** Allan Binks

**MANAGER:** Graham Haste

0-0 Draw

1-2 Win

3-0 Loss

Australia won on goal difference

### New Zealand Men's 50+ Masters Team

Deryck Humphries (Tauranga); Brian Taylor (South Combined); Richard Munt, Geoff Chalken (Canterbury); Dennis Drake, Graeme Bint, Barry Thorne (Northland); Keith Hunt, Neil Edmundson (Hawkes Bay); Kelvin Read (Wellington); Russell Burgess, Brett Smith, Peter West (Matawa); Mark Wilkins (Nelson); Hus Keshaw (North Harbour); Ian Simonson (Auckland)

**COACH:** Gene Coates-Reid

3-4 Win

1-2 Win

3-1 Loss

New Zealand won on points

### New Zealand Men's 55+ Masters Team

Mike Pettet, Ian Rhodes, Dick Pettet (Canterbury); Geoff Emmitt, Wayne Hight, John Ringer, Alan Dickie (North Harbour); John Wilson, Dave Mallinder (Matawa); Gil Newburn, Gavin McLachlan (Nelson); John Daniel, Warren Leonard (South Combined); Ross Tritt (Tauranga); Dudley Evans (Northland)

**COACH:** Marty Higgins

**MANAGER:** Jeanette Adams

1-0 Loss (match result voided)

4-1 Loss (match result voided)

2-1 Loss (score 1-1 at end regulation time, golden goal extra time determined final result)

Australia won on points

Trans Tasman Trophy won by Australia

## WORLD GRAND MASTERS TOURNAMENT

Cape Town, South Africa, September 2010

### New Zealand Men's 60+ Masters Team

Max Mathers, Ken Isaac (Northland); Murray Tasker (Nelson); Mahendra Singh, Paul Singh, Alan Isaac (Kaimai); John Skellon, Brent Miller, Ian Robertson, Merv Huxford, John Nimmo (North Harbour); Gary Marshall, Peter Ashton, Malcolm Begg, Tony Saunders, Rob Hardie (Canterbury)

**COACH:** Phil Laurence

0-2 Loss England

8-2 Win Italy

0-0 Draw Netherlands

3-0 Win Scotland

1-1 Draw Australia

3-4 Loss Germany

2-4 Loss Germany (for bronze medal)

New Zealand team placed fourth



## TE TIMA MAORI NGA TANE O AOTEAROA 2010 HAUPOI MAORI AOTEAROA

### 2010 New Zealand Maori Senior Men's Team

Jesse Workman, Marcus Emery (Takitimu); Troy Hari, Harley Kopa, Pierre Blackmoore, Sam Hewett, David Kosoof (Tamaki Makaurau); Dean Hawley (Te Waipounamu); Tatai Dewes, Owen Mitai-Wells, Hoete Mitai-Ngatai, Tenga Rangitauira, Natana Waaka (Waiariki); Shaun Barnett, Scott Barnett, Aaron Barnsdall (Waikato/Maniapoto)

#### Non-Travelling Reserves:

Cameron Gibbons (Tamaki Makaurau); Tuwharetoa Hapi (Waiariki); Sam Miskimmin (Waikato/Maniapoto)

#### Coaching Staff:

Bevan Hari (Coach) (Tamaki Makaurau); Kahu Ripia (Manager) (Takitimu)

## TE TIMA MAORI NGA WAHINE O AOTEAROA 2010 HAUPOI MAORI AOTEAROA

### 2010 New Zealand Maori Senior Women's Team

Katarina O'Callaghan, Carla Burt (Aotea); Lisa Bishop, Ana-May Playle, Leonie Broome (Takitimu); Vanessa Rhind, Rhiannon Dennison (Tamaki Makaurau); Arihia Ingle, Shanell Kelly, Alicia Bell (Te Waipounamu); Abbie Johnston, Aroha Thompson, Parekura Rangitauira, Mihi Waaka (Waiariki); Lisa Williamson, Kayla Wilson (Waikato/Maniapoto)

#### Non-Travelling Reserves:

Karla Emery (Aotea); Casey Haumaha (Takitimu); Hollie Evans (Tamaki Makaurau); Huia Arahanga (Te Waipounamu); Harina Rupapera (Waiariki); Angela Crene (Waikato/Maniapoto)

#### Coaching staff:

Skippy Hamahona (Coach); Herita O'Callaghan (Manager)

## TE TIMA MAORI NGA TAMATANE RANGATAHI O AOTEAROA 2010 HAUPOI MAORI AOTEAROA

### 2010 New Zealand Maori Junior Men's Team

Hoera Mohi (Tairawhiti); Zane Thompson, Royden Burt, Aria Whauwhau (Takitimu); Sam Hewett, Pierre Blackmoore, Joe Cooksley (Tamaki Makaurau); Dion Crighton, Dean Hawley (Te Waipounamu); Te Hai Mitai-Wells, Tuwharetoa Hapi, Te Kuru Dewes (Waiariki); Sam Prescott, Elijah Graham, Jamie Stones, Kyle Ostenfield (Waikato/Maniapoto)

#### Non-travelling reserves:

Daniel Hunt (Takitimu); Steven Raika (Te Waipounamu); Jury Herewini, Ypres Williams (Waiariki)

#### Coaching staff:

Grant Hunt (Coach); Kara Blake (Manager)

## TE TIMA MAORI NGA TAMAWAHINE RANGATAHI O AOTEAROA 2010 HAUPOI MAORI AOTEAROA

### 2010 New Zealand Maori Junior Women's Team

Katarina O'Callaghan (Aotea); Alexandria Taare Tairawhiti, Hera O'Brien, Aroha Newby (Tairawhiti); Tayla Haumaha (Takitimu); Vanessa Rhind, Rhiannon Dennison, Hollie Smith, Carrisa Makea (Tamaki Makaurau); Arihia Ingle (Te Waipounamu); Oriwa Thyne-Fitzgerald, Abbie Johnston, Okeroa Douglas, Renee Ngatai (Waiariki); Kayla Wilson, Lisa Williamson (Waikato/Maniapoto)

#### Non-travelling reserves:

Maree Heal, Te Wai Tamati (Aotea); Moana McClelland (Tairawhiti); Jess Ellis (Tamaki Makaurau); Kayla Murray (Te Waipounamu); Anna Pryde (Waiariki)

#### Coaching staff:

Henry Mulligan (Coach) (Tairawhiti); Kiri Rakuraku (Assistant Coach) (Takitimu); Herita O'Callaghan (Aotea)



## A WORLD CLASS HIGH PERFORMANCE PROGRAMME

There were 59 athletes that travelled to seven major international competitions. But it is the medal winning performances from both teams at the 2010 Commonwealth Games that is etched in New Zealanders minds.

Athletes receive a full suite of services from the New Zealand Academy of Sport. In 2010, 40 athletes received Prime Minister's Scholarships, and the Black Sticks received performance enhancement grants and sustainability allowances from SPARC.

Although our eyes are set firmly on the 2012 London Olympics, the building blocks are in place to establish a regional talent programme and national junior high performance programme that will develop the world class hockey players of the future.

## AWARDS

### NATIONAL AWARDS

#### Men's Player of the Year

Steve Edwards

#### Women's Player of the Year

Emily Naylor

#### Male U21 Player of the Year

Nick Wilson

#### Female U21 Player of the Year

Stacey Michelsen

#### Umpire of the Year - Men

Simon Taylor

#### Umpire of the Year – Women

Kelly Hudson

#### Most Promising Umpire – Men

Andrew Spence

#### Most Promising Umpire – Women

Aleesha Unka

### MILESTONES

#### Black Sticks Men

Nick Wilson	February 2010	50
Nick Haig	July 2010	50
Arun Panchia	October 2010	50
Shea McAleese	March 2010	100
Kyle Pontifex	March 2010	100
Steve Edwards	July 2010	100
Bradley Shaw	July 2010	100
Dean Couzins	February 2010	200
Ryan Archibald	August 2010	250
Phillip Burrows	October 2010	250

#### Black Sticks Women

Clarissa Eshuis	May 2010	50
Gemma Flynn	July 2010	50
Krystal Forgesson	September 2010	100
Charlotte Harrison	October 2010	100
Beth Jurgeleit	October 2010	100

### INTERNATIONAL AWARDS

#### Black Sticks – Women

Team Fair Play Award  
Rabo Trophy, Four Nations Tournament - Holland

#### Sam Harrison

Most Promising Young Player  
Rabo Trophy Four Nations Tournament - Holland

#### Kayla Sharland

Selected for the FIH All Stars Team 2010

#### Nick Wilson

International Young Player of the Year - Finalist  
Selected for the FIH All Stars Team 2010



## BLACK STICKS MANAGEMENT TEAM

**COACH:** Shane McLeod

**ASSISTANT COACH:** Darren Smith, Sean Dancer

**MANAGER:** Kevin Marr, Paul Smith (4-Nations Tournament, Belgium Test Series)

**PHYSIO:** Peter Lee (Australia Test Series, World Cup), Anousith Bouuaphone (4-Nations, Belgium Test Series, French Test Series, Champions Trophy), Gavin D'Souza (Commonwealth Games)

**CONDITIONING:** Matt Kritz (Australia Test Series, World Cup)

**VIDEO SPECIALIST:** Ian Hicks

**SELECTORS:** Shane McLeod (Convener), Grant Edwards, Peter Miskimmin

## 2010 NATIONAL SQUAD

Ryan Archibald, Simon Child, Dean Couzins, Arun Panchia (Auckland); Nick Haig, Bradley Shaw, Hayden Shaw (Canterbury); Shea McAleese (Central); Stephen Graham, Andy Hayward, Hugo Inglis, Richard Petherick (Midlands); Priyesh Bhana, Joseph Bartholomew, Ben Collier, Steve Edwards, David Green, Blair Hopping, Nick Wilson (North Harbour); Joel Baker, Phillip Burrows, Blair Hilton, Kyle Pontifex (Capital)

## 2010 DEVELOPMENT SQUAD

Marcus Child, Devon Manchester (Auckland); Jason Niles (Canterbury); Nick Ross (Midlands); Shay Neal, Isaac Staples (North Harbour); Stephen Jenness, Matt L'Huillier, Blair Tarrant (Capital); Hamish McGregor

## SERIES V AUSTRALIA, PERTH, AUSTRALIA, FEBRUARY 2010

### Team

R Archibald, P Burrows, B Collier, D Couzins, S Child, S Edwards, S Graham, D Green, N Haig, A Hayward, B Hilton, B Hopping, H Inglis, S McAleese, A Panchia, R Petherick, K Pontifex, N Wilson

- ▶ 17/02/10 at Perth  
Lost 1 – 7 (*Hayward*)
- ▶ 19/02/10 at Perth  
Lost 2 – 4 (*Burrows, Petherick*)

## 12TH WORLD CUP, NEW DELHI, INDIA, MARCH 2010

### Team

R Archibald, J Bartholomew, P Bhana, P Burrows, B Collier, D Couzins, S Edwards, S Graham, N Haig, A Hayward, B Hilton, B Hopping, H Inglis, S McAleese, A Panchia, R Petherick, K Pontifex, N Wilson

- ▶ 01/03/10 vs Canada  
Won 3 – 2 (*Bhana, Haig, Archibald*)
- ▶ 03/03/10 vs Netherlands  
Lost 1 – 3 (*Burrows*)
- ▶ 05/03/10 vs Korea  
Won 2 – 1 (*Hayward, Couzins*)
- ▶ 07/03/10 vs Argentina  
Lost 0 – 1
- ▶ 09/03/10 vs Germany  
Lost 2 – 5 (*McAleese, Wilson*)
- ▶ 12/03/10 vs South Africa

Won 4 – 4\* (*Inglis, Hayward x3*)  
\* Won on strokes 5 – 4

## Final Placing 9th

## 4-NATIONS TOURNAMENT, NOTTINGHAM, ENGLAND, JULY 2010

### Team

J Baker, J Bartholomew, M Child, S Edwards, S Graham, D Green, N Haig, A Hayward, B Hilton, H Inglis, S Jenness, S McAleese, H McGregor, A Panchia, R Petherick, B Shaw, B Tarrant, N Wilson

- ▶ 12/07/10 vs Germany  
Lost 1 – 3 (*Hilton*)
- ▶ 14/07/10 vs Japan  
Lost 3 – 4 (*Petherick, Hayward, M Child*)
- ▶ 16/07/10 vs Great Britain  
Lost 1 – 5 (*M Child*)
- ▶ 17/07/10 vs Japan  
Won 4 – 2 (*Jenness x 2, Edwards, Hayward*)

## Final Placing 3rd

## BELGIUM TEST SERIES, ANTWERP, JULY 2010

### Team

R Archibald, P Burrows, S Child, D Couzins, S Edwards, S Graham, N Haig, A Hayward, B Hilton, B Hopping, H Inglis, S McAleese, A Panchia, K Pontifex, B Shaw, H Shaw, B Tarrant, N Wilson

# BLACK STICKS MEN



› 21/07/10 vs Belgium  
Lost 3 – 5 (*H Shaw, Hayward x 2*)

› 22/07/10 vs Belgium  
Won 1 – 0 (*Burrows*)

## FRENCH SERIES, PARIS, FRANCE, JULY 2010

### Team

R Archibald, P Burrows, S Child, D Couzins, S Edwards, S Graham, N Haig, A Hayward, B Hilton, B Hopping, H Inglis, S McAleese, A Panchia, K Pontifex, B Shaw, H Shaw, B Tarrant, N Wilson

› 24/07/10 vs France  
Won 4 – 2 (*H Shaw x 2, Hayward x 2*)

› 25/07/10 vs France  
Won 4 – 0 (*McAleese, Wilson, Hayward, Burrows*)

› 27/07/10 vs France  
Won 3 – 0 (*S Child x 2, Wilson*)

## ABN AMRO CHAMPIONS TROPHY, MONCHENGLADBACH, JULY-AUGUST 2010

### Team

R Archibald, P Burrows, S Child, D Couzins, S Edwards, S Graham, N Haig, A Hayward, B Hilton, B Hopping, H Inglis, S McAleese, A Panchia, K Pontifex, B Shaw, H Shaw, B Tarrant, N Wilson.

› 31/07/10 vs Australia  
Lost 1 – 9 (*Wilson*)

› 01/08/10 vs Germany  
Lost 2 – 5 (*Wilson, S Child*)

› 03/08/10 vs Netherlands  
Won 3 – 1 (*S Child, Hayward, Hilton*)

› 05/08/10 vs Spain  
Drew 4 – 4 (*S Child, Wilson, Burrows, Edwards*)

› 07/08/10 vs England  
Lost 3 – 4 (*Hayward x 3*)

› 08/08/10 vs Spain  
Lost 2 – 3 (*Wilson, S Child*)

### Final Placing 6th

## SERIES VS MALAYSIA, KUALA LUMPUR, MALAYSIA, SEPTEMBER 2010

### Team

J Baker, P Burrows, S Child, B Collier, D Couzins, S Edwards, N Haig, A Hayward, B Hilton, H Inglis, S Jenness, S McAleese, A Panchia, K Pontifex, B Shaw, H Shaw, B Tarrant, N Wilson

› 27/09/10 vs Malaysia  
Drew 2 – 2 (*Inglis, Wilson*)

› 28/09/10 vs Malaysia  
Lost 0 – 3

## XIX COMMONWEALTH GAMES, DELHI, OCTOBER 2010

### Team

P Burrows, S Child, D Couzins, S Edwards, N Haig, A Hayward, B Hilton, H Inglis, S Jenness, S McAleese, A Panchia, K Pontifex, B Shaw, H Shaw, B Tarrant, N Wilson

› 05/10/10 vs Trinidad & Tobago  
Won 7 – 1 (*Hayward x2, Inglis, Hilton x2, H Shaw, Haig*)

› 06/10/10 vs South Africa  
Won 4 – 2 (*H Shaw, Burrows, Jenness, Wilson*)

› 09/10/10 vs England  
Lost 3 – 5 (*Burrows, H Shaw x2*)

› 10/10/10 vs Canada  
Drew 1 – 1 (*H Shaw*)

› 12/10/10 vs Australia  
Lost 2 – 6 (*Hilton, Burrows*)

› 14/10/10 vs England  
Won 3 – 3\* (*Couzins, Haig, H Shaw*)

\* Won on strokes 5 – 3

### Final Placing 3rd

### RETIREMENTS

James Nation

### PRIME MINISTER ATHLETE SCHOLARSHIP RECIPIENTS

Ryan Archibald, Priyesh Bhana, Gareth Brooks\*, Phillip Burrows, Simon Child, Marcus Child, Ben Collier, Dean Couzins, Bevan Hari\*, Steve Edwards, David Green, Andrew Hayward, Hugo Inglis, Stephen Jenness, David Kosoo\*, Shea McAleese, James Nation, Shay Neal, Jason Niles, Arun Panchia, Richard Petherick, Nicholas Ross, Isaac Staples, Blair Tarrant, Nick Wilson

\* Gold Level Scholarship



## BLACK STICKS MANAGEMENT TEAM

**COACH:** Mark Hager

**ASSISTANT COACH:** Chris Leslie, Bryce Collins (Argentina Test Series, Commonwealth Games), Greg Nicol (India Test Series)

**MANAGER:** Debbie Balme, Sarah Leberman (Australia Test Series, Argentina Test Series)

**PHYSIO:** Alysha Blackwell (India Test Series), Mary Dunning (Australia Test Series, World Cup), Fiona O'Connor (Argentina Test Series, 4-Nations, Champions Trophy, Commonwealth Games)

**CONDITIONING:** Brad Conza (India Test Series)

**VIDEO SPECIALIST:** Ian Hicks

**NUTRITIONIST:** Christel Dunshea-Mooij (Argentina Test Series)

**PSYCHOLOGIST:** Rod Corban (Argentina Test Series, 4-Nations, Champions Trophy)

**SELECTORS:** Mark Hager (Convenor), Chris Leslie, Di Te Awa

## 2010 NATIONAL SQUAD

Stacey Brannigan, Krystal Forgesson, Katie Glynn, Sam Harrison, Lucy Talbot (Auckland); Stacey Carr, Kate Saunders (Canterbury); Piki Hamahona, Emily Naylor, Kayla Sharland (Central); Clarissa Eshuis, Cathryn Finlayson, Gemma Flynn, Kate Mahon, Sally Rutherford (Midlands); Natasha Fitzsimons, Jasmin McQuinn, Stacey Michelsen, Bianca Russell (North Harbour); Laura Douglas, Ella Gunson, Charlotte Harrison, Anna Thorpe (Northland); Beth Jurgeleit, Anita Punt (Capital)

## 2010 DEVELOPMENT SQUAD

Sophie Devine, Amelia Gibson, Liz Perry (Canterbury); Samantha Charlton (Midlands); Amanda Green, Nicola Howes, Alana Millington, Petrea Webster (North Harbour)

## SERIES V AUSTRALIA, PERTH, AUSTRALIA, FEBRUARY 2010

### Team

S Brannigan, L Douglas, C Eshuis, C Finlayson, N Fitzsimons, G Flynn, K Forgesson, K Glynn, E Gunson, C Harrison, S Harrison, J McQuinn, S Michelsen, B Russell, S Rutherford, K Sharland, L Talbot, A Thorpe

- › 14/02/10 at Perth  
Lost 2-3 (*Flynn x2*)
- › 16/02/10 at Perth  
Lost 0-2
- › 17/02/10 at Perth  
Lost 1-4 (*Forgesson*)

## SERIES V ARGENTINA, NEW ZEALAND, MARCH/APRIL 2010

### Team

S Brannigan, L Douglas, C Eshuis, C Finlayson, N Fitzsimons, G Flynn, E Gunson, P Hamahona, C Harrison, S Harrison, B Jurgeleit, K Mahon, J McQuinn, S Michelsen, A Punt, B Russell, S Rutherford, K Saunders, L Talbot, A Thorpe

- › 31/03/10 at Hamilton  
Won 3-1 (*Eshuis, Hamahona, Flynn*)

- › 02/04/10 at Tauranga  
Lost 0-6
- › 03/04/10 at Tauranga  
Lost 0-2

## SERIES V INDIA, NEW ZEALAND, MAY 2010

### Team

S Brannigan, S Charlton, L Douglas, C Eshuis, C Finlayson, N Fitzsimons, A Gibson, A Green, P Hamahona, C Harrison, S Harrison, B Jurgeleit, K Mahon, J McQuinn, S Michelsen, A Millington, A Punt, K Saunders, L Talbot, A Thorpe

- › 15/05/10 at Palmerston North  
Lost 2-3 (*S Harrison x2*)
- › 16/05/10 at Palmerston North  
Drew 2-2 (*Hamahona, C Harrison*)
- › 19/05/10 at Napier  
Drew 2-2 (*Brannigan x2*)
- › 22/05/10 at Wellington  
Lost 1-3 (*Hamahona*)
- › 23/05/10 at Wellington  
Won 1-0 (*Eshuis*)

## RABO TROPHY, NETHERLANDS, JUNE/ JULY 2010

### Team

S Carr, S Charlton, L Douglas, C Eshuis, N Fitzsimons, G Flynn, K Forgesson, K Glynn, P Hamahona, C Harrison, S Harrison, B Jurgeleit, J McQuinn, S Michelsen, E Naylor, A Punt, B Russell, L Talbot, A Thorpe

# BLACK STICKS WOMEN



- › 29/06/2010 vs Argentina  
Lost 2 – 1 (*Forgesson*)
- › 01/07/2010 vs China  
Drew 4 – 4 (*Eshuis, Glynn, Flynn, Michelsen*)
- › 03/07/2010 vs Netherlands  
Lost 0 – 4
- › 04/07/2010 vs China  
Won 3 – 2 (*Eshuis, C Harrison, Forgesson*)

## Final Placing 3rd

### SAMSUNG WOMEN'S CHAMPIONS TROPHY, NOTTINGHAM ENGLAND, JULY 2010

#### Team

S Carr, L Douglas, C Eshuis, N Fitzsimons, G Flynn, K Forgesson, K Glynn, E Gunson, P Hamahona, C Harrison, S Harrison, B Jurgeleit, K Mahon, S Michelsen, E Naylor, A Punt, B Russell, L Talbot

- › 10/07/2010 vs Netherlands  
Lost 3 – 1 (*Eshuis*)
- › 11/07/2010 vs China  
Lost 1 – 3 (*C Harrison*)
- › 13/07/2010 vs Argentina  
Lost 4 – 0
- › 15/07/2010 vs Germany  
Lost 5 – 2 (*Glynn, S Harrison*)
- › 17/07/2010 vs England  
Drew 2 – 2 (*Mahon, Flynn*)
- › 18/07/2010 vs China  
Won 4 – 3 (*C Harrison, Glynn, Hamahona, Flynn*)

## Final Placing 5th

### BDO FIH WORLD CUP, ROSARIO, ARGENTINA, AUGUST-SEPTEMBER 2010

#### Team

S Carr, C Eshuis, N Fitzsimons, G Flynn, K Forgesson, K Glynn, E Gunson, P Hamahona, C Harrison, S Harrison, B Jurgeleit, S Michelsen, E Naylor, A Punt, B Russell, K Sharland, L Talbot, A Thorpe

- › 30/08/2010 vs Germany  
Lost 0 – 2
- › 01/09/2010 vs Netherlands  
Lost 3 – 7 (*Forgesson x 3*)
- › 03/09/2010 vs Japan  
Drew 2 – 2 (*Forgesson, Sharland*)
- › 05/09/2010 vs Australia  
Lost 1 – 4 (*Forgesson*)
- › 07/09/2010 vs India  
Won 3 – 0 (*Sharland x 2, Glynn*)
- › 10/09/2010 vs China  
Won 3 – 0 (*Forgesson, C Harrison, Eshuis*)

## Final Placing 7th

### XIX COMMONWEALTH GAMES, DELHI, OCTOBER 2010

#### Team

S Carr, C Eshuis, N Fitzsimons, G Flynn, K Forgesson, K Glynn, E Gunson, C Harrison, S Harrison, B Jurgeleit, S Michelsen, E Naylor, A Punt, K Sharland, L Talbot, A Thorpe

- › 04/10/10 vs Wales  
Won 5 – 1 (*Glynn, Flynn, Thorpe x2, Eshuis*)
  - › 05/10/10 vs Malaysia  
Won 5 – 0 (*Punt, Sharland, Thorpe, C Harrison, S Harrison*)
  - › 08/10/10 vs England  
Won 4 – 1 (*S Harrison, Glynn x3*)
  - › 09/10/10 vs Canada  
Won 3 – 1 (*Forgesson, Michelsen, Eshuis*)
  - › 11/10/10 vs South Africa  
Won 1 – 0 (*Eshuis*)
  - › 13/10/10 vs Australia  
Lost 2 – 2\* (*S Harrison, Eshuis*)
- \* Lost on strokes 2 – 4

## Final Placing 2nd

## RETIREMENTS

There were no retirements from the Black Sticks Women in 2010

## PRIME MINISTER ATHLETE SCHOLARSHIP RECIPIENTS

Clarissa Eshuis, Cathryn Finlayson, Gemma Flynn, Krystal Forgesson, Katie Glynn, Ella Gunson, Samantha Harrison, Charlotte Harrison, Jasmin McQuinn, Stacey Michelsen, Niniwa Roberts\*, Sally Rutherford, Kate Saunders, Kayla Sharland, Lucy Talbot

\* Gold Level Scholarship

# NATIONAL JUNIOR HIGH PERFORMANCE PROGRAMME

## HOCKEY NEW ZEALAND YOUTH OLYMPICS GIRLS TEAM

Sarah Matthews, Danielle Sutherland (Auckland); Jamie Bolton, Rachel McCann (Canterbury); Amy Barry (Hawkes Bay); Georgia Barnett, Michaela Curtis (Manawatu); Rhiannon Dennison, Erin Goad (North Harbour); Elley Miller (Northland); Samara Dalziel (Otago); Jessica Chisholm, Elizabeth Keddell (Tauranga); Lydia Velzian, Kayla Wilson (Waikato); Kate McCaw (Capital)

### Management Team:

**COACH:** Greg Nicol

**ASSISTANT COACH:** Angeline Waetford

**MANAGER:** Jenny Travis

## YOUTH OLYMPIC GAMES, SINGAPORE, AUGUST 2010

- › 16/08/10 vs Korea  
Won 3 – 2 (Curtis, Dalziel x2)
- › 17/08/10 vs Ireland  
Won 3 – 2 (Dennison x2, Miller)
- › 19/08/10 vs Netherlands  
Lost 0 – 1
- › 20/08/10 vs South Africa  
Won 4 – 0 (Dennison x2, Curtis x2)
- › 22/08/10 vs Argentina  
Lost 0 – 1
- › 24/08/10 vs Korea  
Won 5 – 4 (Dennison x3, McCaw, Curtis)

**Final Placing:** 3rd



George Muir\* North Harbour  
Connor Gilchrist\* Wellington  
Sam Graineay Hawkes Bay

### Coaching Staff

**COACH:** Darren Smith

**ASSISTANT COACH:** Grant Edwards\*, Bevan Gibbs\*

**MANAGER:** Dave Ross\*, Jack Clayton\*

**PHYSIOTHERAPIST:** Rachel Moon, Laura McLernon\*

### Coaching Staff

**COACH:** Greg Nicol\*

**ASSISTANT COACH:** Sean Dancer\*, Caryn Paewai\*

**MANAGER:** Robbie Matthews\*

**PHYSIOTHERAPIST:** Helene Barron\*

## NEW ZEALAND JUNIOR HOCKEY ACADEMY VS. QUEENSLAND SECONDARY SCHOOL REPRESENTATIVES

**Date:** 4-8 October 2010, Hamilton

### Boys Results

- › NZ vs. Queensland 1-4 Loss
- › NZ vs. Queensland 3-1 Win
- › NZ vs. Queensland 5-3 Win

**Player of series:** Kane Russell

### Girls Results

- › NZ vs. Queensland 4-0 Win
- › NZ vs. Queensland 4-0 Win
- › NZ vs. Queensland 6-1 Win

**Player of series:** Michaela Curtis

**TigerTurf Shield Overall Winner:** New Zealand



## TIGERTURF NEW ZEALAND JUNIOR ACADEMY SQUADS 2010

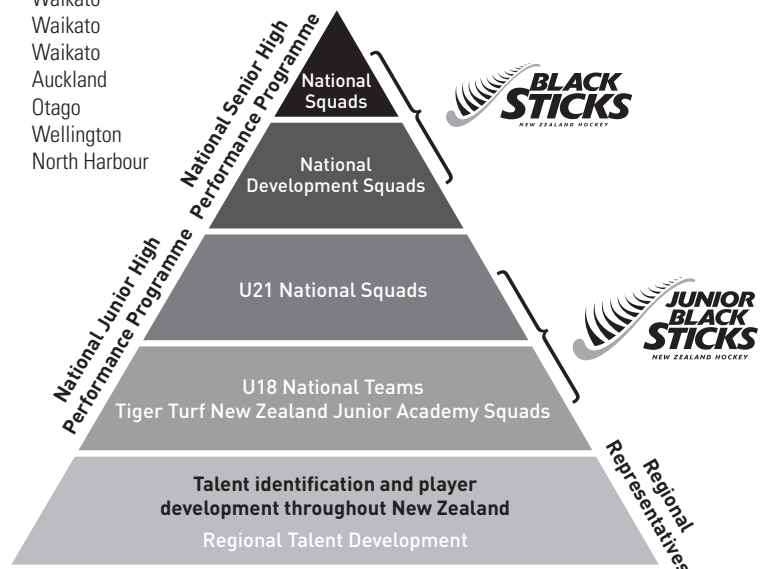
(\* denotes players involved in the 2010 TigerTurf series vs Queensland)

### Boys:

Brennan Alexander*	Hawkes Bay
Elliot Bartholomew*	North Harbour
Ryan Cosgrove*	Hawkes Bay
Sean Davies*	Auckland
Nicholas Elder*	Otago
Johan Gouws*	Wellington
Cameron Hayde	Canterbury
Sam Hewett*	Auckland
Jared Jones	Nelson
Scott Kearney*	Nelson
Iain McPeake	Wellington
Jared Panchia*	Auckland
Matthew Rees- Gibbs*	Waikato
Michael Ritchie*	Auckland
Dwayne Rowsell*	Auckland
Kane Russell*	Otago
Ben Smith*	Manawatu
Zach Woods*	Waikato
Ben Radovonich*	Canterbury
Mark Lovelock*	Manawatu

### Girls:

Bridget Blackwood*	Canterbury
Jamie Bolton	Canterbury
Michaela Curtis*	Manawatu
Sian Fremaux*	Canterbury
Amelia Gibson	Canterbury
Jordan Grant	Canterbury
Jennifer Griffin	Auckland
Danielle Jones*	Auckland
Julia King*	Auckland
Rachael Lecky*	Northland
Rachael McCann*	Canterbury
Olive Merry*	Canterbury
Brooke Neal*	Northland
Katarina O'Callaghan*	Manawatu
Belinda Smith*	Auckland
Danielle Sutherland*	Auckland
Kim Tanner*	Waikato
Lydia Velzian	Waikato
Kayla Wilson*	Waikato
Sarah Matthews*	Auckland
Kate Kernaghan*	Otago
Kate McCaw*	Wellington
Rhiannon Dennison*	North Harbour





Whether you are a player or a spectator, there is an event to captivate you. In 2010, the calendar was packed full of action with 39 national domestic tournaments from the Collier Trophy to the National Hockey League. With a review of our national domestic tournaments underway, you can expect to see better events that engage participants and showcase our sport like never before.

## EVENTS AND COMPETITIONS



# DOMESTIC COMPETITION RESULTS



## NATIONAL HOCKEY LEAGUE

Albany, September 2010

### Men CHALLENGE SHIELD

1. Capital
2. Midlands
3. Auckland
4. North Harbour
5. Central
6. Southern
7. Canterbury
8. Northland

### Women "K" CUP

1. North Harbour
2. Auckland
3. Midlands
4. Canterbury
5. Northland
6. Central
7. Capital
8. Southern

## SENIOR NATIONAL TOURNAMENT

Invercargill, September/  
October 2010

### Men

## NEWMAN'S CUP

1. Southland A
2. Marlborough
3. Otago
4. Southland Maroon
5. West Coast

### Women

## FLOYD SHIELD

1. Marlborough
2. Otago
- 3= Southland A
- 3= Westcoast
5. Southland Maroon

## NATIONAL UNDER 21 TOURNAMENT

Palmerston North, May 2010

### Men

1. Capital
2. Canterbury
3. Northern
4. Auckland
5. Midlands
6. Southern
7. Central

### Women

1. Canterbury
2. Northern
3. Capital

4. Auckland
5. Midlands
6. Southern
7. Central

## NATIONAL MASTERS TOURNAMENT

Nelson, March 2010

### Men – Over 40

1. Nelson
2. Canterbury
3. Waikato
4. Wellington
5. Northland
6. Auckland
7. North Harbour
8. Northland 35

### Men – Over 45

1. Nelson
2. Wellington
3. Hawke's Bay
4. North Harbour
5. Matawa
6. Auckland

### Men – Over 50

1. Canterbury
2. Nelson
3. Matawa
4. Tauranga
5. South Combined

6. North Harbour
7. Wellington

### Men – Over 55

1. Canterbury
2. North Harbour
3. Nelson
4. Kaimai
5. Combined Northland

### Women – Over 35

1. Waikato
2. Canterbury
3. Northland
4. Wellington
5. North Harbour
6. Nelson
7. Taranaki
8. Hawke's Bay
9. Auckland

### Women – Over 40

1. Canterbury
2. Southern
3. North Harbour
4. Auckland
5. Nelson
6. Northland
7. Counties Manukau/  
Hawke's Bay

### Women – Over 45

1. Canterbury

2. Nelson
3. Auckland
4. Wellington
5. North Harbour
6. Northland
7. Counties Manukau

### Women – Over 50

1. Tauranga/BOP
2. Auckland
3. Waikato

### Women – Over 55

1. Auckland
2. North Harbour
3. Wanganui
4. Canterbury

## NATIONAL UNDER 18 TOURNAMENTS

### Boys

## PREMIER

Dunedin, July 2010

1. Hawke's Bay
2. Otago
3. Waikato
4. Canterbury
5. Auckland
6. Manawatu
7. Wellington
8. North Harbour

# DOMESTIC COMPETITION RESULTS

9. Wairarapa
10. Nelson
- 11= Bay of Plenty
- 11= Tauranga
13. Counties Manukau
14. Mid/South Canterbury
15. Taranaki

## Boys CHAMPIONSHIP

- Auckland, July 2010
1. North Harbour B
  2. Auckland B
  3. Northland
  4. Wellington B
  5. Wanganui
  6. Canterbury B
  7. West Coast
  8. Hawke's Bay B
  9. Southland
  10. Poverty Bay
  11. Mid Canterbury

## Girls PREMIER

- Tauranga, July 2010
1. Auckland
  2. Tauranga
  3. Northland
  4. North Harbour
  - 5= Waikato
  - 5= Canterbury
  7. Otago
  8. Hawke's Bay
  9. Wairarapa
  10. Manawatu
  11. Mid/Sth Canterbury
  12. Bay of Plenty
  13. Wellington
  14. Southland
  15. Taranaki
  16. Marlborough

## Girls CHAMPIONSHIP

- Auckland, July 2010
1. Canterbury B
  2. Auckland B
  3. Nelson
  4. Nth Harbour B
  5. West Coast
  6. Wellington B
  7. Counties Manukau
  8. Manawatu B
  9. Central Otago
  10. South Canterbury

## NATIONAL UNDER 15 TOURNAMENTS

### Boys

- ### PREMIER
- Carterton, July 2010
1. Auckland
  2. Wellington
  3. North Harbour
  4. Counties Manukau
  5. Bay of Plenty
  6. Waikato
  7. Wairarapa
  8. Canterbury
  9. Manawatu
  10. Hawke's Bay
  11. Tauranga
  12. Northland
  13. Otago
  14. Thames Valley
  15. Nelson
  16. South Canterbury
  17. Taranaki
  18. Wellington B
  19. Horowhenua
  20. Wanganui

### Boys CHAMPIONSHIP

- Hamilton, July 2010
1. Central Otago
  2. Auckland B
  3. Southland
  4. Mid Canterbury
  5. Canterbury B
  6. West Coast
  - 7= North Harbour B
  - 7= Hawkes Bay B
  9. Waikato B
  10. Counties Manukau B
  11. Manawatu B
  12. Wairarapa B

### Girls PREMIER

- Napier, July 2010
1. North Harbour
  2. Canterbury
  3. Waikato
  4. Wairarapa
  5. Tauranga
  6. Northland
  7. Otago
  8. Horowhenua
  9. Auckland
  10. Hawkes Bay
  11. Taranaki
  12. Manawatu
  - 13= Nelson
  - 13= Wellington
  15. Counties Manukau
  16. Eastern Southland
  17. Bay of Plenty

18. South Canterbury
19. Poverty Bay

### Girls CHAMPIONSHIP

Wellington, July 2010

1. Canterbury B
2. Auckland B
3. Wellington B
4. West Coast
5. North Harbour B
6. Waikato B
7. Hawkes Bay B
8. Wellington C
9. Mid Canterbury
10. Wanganui
11. Manawatu B
12. Wairarapa B

## NATIONAL PRIMARY SCHOOLS U13 TOURNAMENTS

### Boys HATCH CUP

- Albany, October 2010
1. South Canterbury
  2. Bay of Plenty
  3. North Harbour
  4. Canterbury
  5. Wellington
  6. Hawkes Bay
  7. Horowhenua
  8. Auckland
  9. Tauranga
  10. Northland
  11. Waikato
  12. West Coast
  13. Manawatu
  14. Taranaki
  15. Counties Manukau
  16. Wairarapa
  17. Thames Valley
  18. Marlborough
  19. Southland
  20. Counties Manukau B
  21. Nelson
  22. Central Otago
  23. Otago
  24. Mid Canterbury

### Girls COLLIER TROPHY

- Timaru, October 2010
1. Auckland
  2. Canterbury
  3. North Harbour
  4. Tauranga
  5. Northland
  6. Wairarapa

7. Eastern Southland
8. Wellington
9. Taranaki
10. Manawatu
11. South Canterbury
12. Nelson
13. Waikato
14. Hawkes Bay
- 15= Horowhenua
- 15= Bay of Plenty
17. Counties Manukau
18. Central Otago
- 19= Mid Canterbury
- 19= Thames Valley
21. Otago
22. Invercargill
23. Marlborough
24. West Coast

## NATIONAL SECONDARY SCHOOLS TOURNAMENTS

### Boys RANKIN CUP

- Rotorua, September 2010
1. Christchurch Boys' High School
  2. Palmerston North Boys' High School
  3. King's College
  4. Westlake Boys' High School
  5. Hamilton Boys' High School
  6. Napier Boys' College
  - 7= Otago Boys' High School
  - 7= Christ's College
  9. Wairarapa College
  10. Auckland Grammar School
  11. Wanganui High School
  12. St Kentigern College
  13. St Andrew's College
  14. Rotorua Boys' High School
  - 15= Whangarei Boys' High School
  - 15= Hutt Valley High School

### GALLETLY CUP 2ND XI'S NATIONALS

- Wellington, September 2010
1. Palmerston North Boys' High School
  2. Hamilton Boys' High School
  3. Tauranga Boys' College
  4. Auckland Grammar School

5. Wellington College
6. Westlake Boys' High School
7. Alfriston College
8. New Plymouth Boys' High School

### INDIA SHIELD

- Nelson, September 2010
1. Wellington College
  2. Hutt International Boys' High School
  - 3= Nelson College
  - 3= Mt Albert Grammar School
  5. Rangitoto College
  6. St Paul's Collegiate
  7. Macleans College
  8. Bethlehem College
  9. Timaru Boys' High School
  10. Burnside High School
  11. Lindisfarne College
  12. Waimea College
  13. Rosehill College
  14. Massey High School
  15. Wanganui Collegiate
  16. Marlborough Boys' College

### JOHNSON CUP

- Ashburton, September 2010
1. John McGlashan College
  2. Western Heights High School
  3. Takapuna Grammar School
  4. New Plymouth Boys' High School
  5. Greymouth High School
  6. Kristin School
  - 7= Nayland College
  - 7= Paraparaumu College
  - 9= Shirley Boys' High School
  - 9= Ashburton College
  11. Southland Boys' High School
  12. Kamo High School
  13. St Bede's College
  14. James Hargest College
  15. Heretaunga College
  16. Buller High School

### MAYHILL CUP

- Levin, September 2010
1. Tauranga Boys College
  2. Pukekohe High School
  3. Pakuranga College



4. Scots College
5. St Patrick's College (Wgtn)
6. Rongotai College
7. Rathkeale College
8. Francis Douglas Memorial College
9. Hauraki Plains College
10. Tawa College
11. Hastings Boys' High School
12. Gisborne Boys' High School
- 13= St Peters School (Cambridge)
- 13= Te Kura Kaupapa Maori o Ruamata
15. Otumoetai College
16. Waiopahu College

#### COACHES CUP

Cromwell, September 2010

- 1= Darfield High
- 1= Waitaki Boys' High School
3. Timaru Boys' High School
4. Cashmere High School
5. Papanui High School
6. Geraldine High School
- 7= Mountainview

- High School
- 7= Otago Boys' High School
9. Bayfield High School
10. Verdon College
11. Gore High School
12. St Kevin's College
13. St Peter's College (Gore)
14. Logan Park High School
15. Dunstan High School
16. Cromwell College

#### FOUNDERS CUP

1. Rosmini College
2. Karamu College
3. Whakatane High School
4. Feilding High School
5. St Patrick's College (Silverstream)
6. Newlands College
7. Waiuku College
8. Tararua College
9. Wellington High School
10. Chanel College
11. St Bernard's College

#### OLYMPIC STICK

Whakatane, September 2010

1. Long Bay College
2. Avondale College
3. Taradale High School

4. Mahurangi College
5. Mt Roskill Grammar
6. Kelston Boys High
7. Kuranui College
8. Hillcrest High School
9. Aotea College
10. Freyberg High School
11. Taupo Nui-a-Tia College
12. Mt Maunganui College
13. Hamilton's Fraser High School
14. Onslow College
15. Edgumbe College

#### WOOLASTON TROPHY

Whangarei, September 2010

1. John Paul College
2. KingsWay School
- 3= Cambridge High School
- 3= Matamata College
5. St Peters College (Akl)
6. Rotorua Lakes High School
7. Whangaparaoa College
8. St John's College (Ham)
9. Trident High School
10. Te Kauwhata College
11. Glenfield College
12. Te Puke High School
13. Bream Bay College

14. Onehunga High School
15. Northcote College
16. Te Awamutu College

#### Girls

##### FEDERATION CUP

Christchurch, September 2010

1. St Margaret's College
2. Rangitoto College
3. Diocesan School for Girls
4. St Cuthbert's College
5. Wairarapa College
6. Villa Maria College
7. Whangarei Girls' High
8. Rangitoto Girls' School
9. Epsom Girls' Grammar
10. Tauranga Girls' College
11. St Matthew's Collegiate
12. Kristin School
13. Otumoetai College
14. Waikato Diocesan School for Girls
15. Wanganui Collegiate
16. Marian College

##### CHRIS ARTHUR CUP 2ND XI'S NATIONALS

Wellington, September 2010

1. Whangarei Girls' High School

2. St Margaret's College
3. Rangitoto Girls' School
4. St Cuthbert's College
5. Rangitoto College
6. Waikato Diocesan School for Girls
- 7= Tauranga Girls' College
- 7= Kamo High School
9. Diocesan School for Girls
10. Otumoetai College

##### MARIE FRY TROPHY

Palmerston North, September 2010

1. Palmerston North Girls' High School
2. Hillcrest High School
3. Nelson College for Girls
4. Westlake Girls' High School
5. St Hilda's Collegiate
6. Kamo High School
7. Christchurch Girls' High School
8. Napier Girls' High School
9. Greymouth High School
10. Samuel Marsden Collegiate School
11. Craighead Diocesan

# DOMESTIC COMPETITION RESULTS

12. Hastings Girls' High School
13. Avonside Girls' High School
14. Gore High School
15. Marlborough Girls' High School
16. Woodford House

## AUDREY TIMLIN MEMORIAL

Greymouth, September 2010

1. Timaru Girls' High School
2. Waimea College
3. St Andrew's College
4. St Kevin's College
5. Ashburton College
6. Wellington East Girls' College
7. Sacred Heart Girls College (L. Hutt)
8. Burnside High School
9. Chilton St James
10. Paraparaumu College
11. Wellington Girls' College
12. Christchurch Girls HS 2nd XI
13. Hamilton Girls' High School
14. Waitaki Girls High School
15. Macleans College

## CHICA GILMER TROPHY

Pukekohe, September 2010

1. Gisborne Girls' High School
2. Western Heights High School
- 3= Nga Tawa Diocesan
- 3= Bethlehem College
5. St Kentigern College
6. St Peter's School (Cambridge)
7. Carmel College
8. Iona College
9. Trident High School
10. Hauraki Plains College
11. Sacred Heart Girls (Ham)
12. New Plymouth Girls' High School
13. Mt Albert Grammar
14. Kerikeri High School
15. Massey High School

## EVELINE HANKERS MEMORIAL

Ngatea, September 2010

1. Freyberg High School
2. Baradene College

3. Havelock North High School
4. Northcote College
5. Waiopahu College
6. Upper Hutt College
7. Pakuranga College
8. KingsWay School
9. Te Kauwhata College
10. Bream Bay College
11. Wanganui Girls' College
12. Onehunga High School
13. Cambridge High School
14. Whangaparoa College
- 15= Mount Maunganui College
- 15= Otorohanga College

## JENNY HAIR CUP

Oamaru, September 2010

1. Darfield High School
2. St Hilda's Collegiate 2nd XI
3. Roncalli College
4. Mountainview High School
5. Middleton Grange School
6. Waiuku College
7. Papanui High
8. James Hargest College
9. Queen's High School

## JENNY MCDONALD CUP

Dunedin, September 2010

1. King's College
2. Otago Girls' High School A
3. St Peter's College (Gore)
4. St Margaret's College
5. Cromwell/Mt Aspiring
6. South Canterbury Rural Combined
7. Cashmere High School
8. Nayland College
9. Lincoln High School
10. Southland Girls' High School
11. Linwood College
12. Otago Girls' High School B
- 13= Dunstan High School
- 13= South Otago High School
- 15 Logan Park High School
- 16 Gore High/St Peter's

## KATE TROLOVE CUP

Taupo, September 2010

1. John Paul College
2. Onslow College
- 3= Mt Roskill Grammar
- 3= Mahurangi College

5. Pukekohe High School
6. Takapuna Grammar School
7. Aquinas College
8. Wanganui High School
9. Taupo Nui-a-tia College
10. Edgecumbe College
11. Matamata College
12. Chanel College
13. Kapiti College
14. St Oran's College
15. Hutt Valley High School
16. St Paul's Collegiate School

## MARY CLINTON CUP

Stratford, September 2010

1. Feilding High School
2. Sacred Heart Girls' College (NP)
3. St Mary's College (Wgtn)
4. Queen Margaret College
5. St Mary's Diocesan (Strat)
6. Tawa College
7. Kuranui College
8. Te Kura Kaupapa Maori o Ruamata
9. Rotorua Lakes High School
10. Tauhara College
11. Otamatea High School

## ROSEMARY O'BRIEN CUP

Auckland, September 2010

1. Pinehurst School
2. Naenae College
3. Glenfield College
4. Rotorua Girls High School
5. St Mary's College (AKL)
6. Marist College
- 7= Long Bay College
- 7= Whakatane High School
9. Te Puke High School
10. Karamu High School
11. Botany Downs College
12. Birkenhead College
13. Kaipara College
14. Tuakau College
15. Green Bay High School

## Mixed

### NORTH ISLAND MIXED

Napier, September 2010

1. Lytton High School
2. Otamatea High School
3. Champion College
4. Tauraroa Area School
5. Pompallier Catholic College
6. Opunake High School
7. Henderson High School
8. Rodney College
9. One Tree Hill College
10. Papakura High School
11. Thames High School
12. Putaruru College
13. Tokoroa High School
14. Taihape Area School
15. Wanganui City College

### SOUTH ISLAND MIXED

Invercargill, September 2010

1. Wakatipu High
2. Northern Southland College
3. Menzies College
4. John Paul II High School
5. Fiordland College
6. Aurora College
7. Aparima College

## AOTEAROA AUAAHI KORE HAUPOI MAORI TOURNAMENT

Hamilton, June 2010

### Men - Tane

1. Waiariki
2. Tamaki Makaurau
3. Waikato Maniapoto A
4. Takitimu
5. Tairawhiti
6. Taitokerau
7. Te Waipounamu
8. Waikato Maniapoto B

### Women - Wahine

1. Waiariki
2. Takitimu
3. Tamaki Makaurau
4. Tairawhiti
5. Aotea
6. Waikato Maniapoto
7. Te Waipounamu

## NATIONAL INDIAN TOURNAMENT

Wellington, June 2010

### Men's A Section DYAN CHAND TROPHY

1. Wellington A
2. Pukekohe A
- 3= Central Districts
- 3= Auckland A
5. North Harbour
6. Wellington B

### Men's B Section

1. Christchurch
2. Auckland B
- 3= Waikato
- 3= Bay of Plenty
- 5= North Harbour B
- 5= Pukekohe B

### Women's Section

1. Wellington
2. Auckland
3. Pukekohe
4. Christchurch

## NATIONAL UNIVERSITIES TOURNAMENT

Invercargill, April 2010

### Men

1. Otago University

### Women

1. Otago University



# FINANCIAL PERFORMANCE

## INDEPENDENT AUDITOR'S REPORT TO THE MEMBERS OF NEW ZEALAND HOCKEY FEDERATION INCORPORATED

We have audited the financial statements of New Zealand Hockey Federation Incorporated (the Federation) and Group (the Group) on pages 29-35, which comprise the consolidated and separate statement of financial positions as at 31 December 2010, and the consolidated and separate statements of financial performance and statements of movement in Federation funds for the year then ended, and a summary of significant accounting policies and other explanatory information.

This report is made solely to the members of the Federation, as a body, in accordance with the requirements of paragraph 10 of the Federation's rules. Our audit has been undertaken so that we might state to the Federation members those matters we are required to state to them in an auditor's report and for no other purpose. To the fullest extent permitted by law, we do not accept or assume responsibility to anyone other than the Federation and the Federation members as a body, for our audit work, for this report, or for the opinion we have formed.

### THE FEDERATION'S BOARD RESPONSIBILITY FOR THE FINANCIAL STATEMENTS

The Federation's Board are responsible for the preparation and fair presentation of these financial statements in accordance with generally accepted accounting practice in New Zealand and for such internal control as the Board determine is necessary to enable the preparation of financial statements that are free from material misstatement, whether due to fraud or error.

### AUDITORS' RESPONSIBILITIES

Our responsibility is to express an opinion on these financial statements based on our audit. We conducted our audit in accordance with International Standards on Auditing (New Zealand).

Those standards require that we comply with ethical requirements and plan and perform the audit to obtain reasonable assurance about whether the financial statements are free from material misstatement.

An audit involves performing procedures to obtain audit evidence about the amounts and disclosures in the financial statements. The procedures selected depend on the auditor's judgement, including the assessment of the risks of material misstatement of the financial statements, whether due to fraud or error. In making those risk assessments, the auditor considers internal control relevant to the entity's preparation and fair presentation of the financial statements in order to design audit procedures that are appropriate in the circumstances, but not for the purpose of expressing an opinion on the effectiveness of the entity's internal control. An audit also includes evaluating the appropriateness of accounting policies used and the reasonableness of accounting estimates, as well as evaluating the overall presentation of the financial statements.

We believe that the audit evidence we have obtained is sufficient and appropriate to provide a basis for our audit opinion.

In addition to audit services, our firm has a sponsorship arrangement with the Federation. We have no other relationship with or interests in the Federation. This matter has not impaired our independence as auditor of the Federation.

### UNQUALIFIED OPINION

In our opinion, the financial statements on pages 29-35, present fairly, in all material respects, the financial position of New Zealand Hockey Federation Incorporated and Group as at 31 December 2010, and their financial performance for the year then ended in accordance with generally accepted accounting practice in New Zealand.



#### **BDO AUCKLAND**

21 March 2011  
120 Albert Street, Auckland, New Zealand

# FINANCIALS

New Zealand Hockey Federation (Inc) including Hockey Foundation

## CONSOLIDATED STATEMENT OF FINANCIAL PERFORMANCE FOR YEAR ENDED 31 DECEMBER 2010

NZHFI 31 December 2009 6 months \$	GROUP 31 December 2009 6 months \$	INCOME RECEIVED	Note	NZHFI December 2010 12 months \$	GROUP December 2010 12 months \$
122,846	122,846	Sponsorship	5	315,344	315,344
398,333	398,333	Grants - Gaming Trusts		928,175	928,175
745,000	745,000	SPARC - High Performance		1,603,616	1,603,616
134,000	134,000	SPARC - Sport Development & Whole of Sport		481,636	481,636
342,126	342,126	Affiliation Fees	10	677,179	677,179
46,408	46,408	Grants - FIH & Olympic Solidarity		43,769	43,769
98,174	98,174	Home Test Matches		57,570	57,570
276,500	276,500	NHL - Regional Contribution		295,340	295,340
140,247	140,247	National Domestic Tournaments - Team Entry		149,375	149,375
18,507	18,507	Coaching - Player Contributions		33,589	33,589
20,912	20,912	Merchandise & Resources	8	3,475	3,475
-	30,045	Donations		120	92,620
23,289	23,309	Interest		22,069	23,315
400,677	400,677	Major Projects (World Cup Qualifier)		-	-
<b>2,767,019</b>	<b>2,797,084</b>	<b>TOTAL INCOME</b>		<b>4,611,257</b>	<b>4,705,003</b>
		<b>LESS EXPENDITURE</b>			
1,323,244	1,323,244	High Performance (page 33)	7	2,289,232	2,289,232
277,435	277,435	Sports Development (page 34)	7	440,811	440,811
488,794	488,794	Events & Tournaments (page 34)	7	625,135	625,135
190,105	190,105	Commercial (page 34)	7	387,905	387,905
327,179	327,192	Administration (page 34)		754,366	754,396
-		Other Expenses (page 35)		57,189	59,789
394,662	394,662	World Cup Qualifier (page 35)		-	-
<b>3,001,419</b>	<b>3,001,432</b>	<b>TOTAL EXPENDITURE</b>		<b>4,554,637</b>	<b>4,557,267</b>
<b>(234,400)</b>	<b>(204,348)</b>	<b>Net Surplus (Deficit) for the Period</b>		<b>56,620</b>	<b>147,736</b>

The notes to the financial statements form part of and should be read in conjunction with the financial statements.

# FINANCIALS


New Zealand Hockey Federation (Inc) including Hockey Foundation

## CONSOLIDATED STATEMENT OF FINANCIAL POSITION AS AT 31 DECEMBER 2010

NZHF 31 December 2009 \$	GROUP 31 December 2009 \$	CURRENT ASSETS	Note	NZHF 31 December 2010 \$	GROUP 31 December 2010 \$
80,477	80,477	Prepayments incl Bond		75,497	75,497
394,772	394,772	Accrual Income	10	349,178	349,643
279,236	299,342	Bank		340,768	463,971
122,012	131,958	Sundry Debtors		129,149	129,149
22,769	22,769	Stock on Hand		5,470	5,470
44,975	44,975	Bank - Restricted Funds	9	74,290	74,290
944,241	974,293		1	974,352	1,098,020
54,169	54,169	<b>FIXED ASSETS</b>	2	86,601	86,601
<b>998,410</b>	<b>1,028,462</b>	<b>TOTAL ASSETS</b>		<b>1,060,953</b>	<b>1,184,621</b>
		<b>CURRENT LIABILITIES</b>			
187,661	187,661	Income in Advance		255,000	255,000
261,011	261,011	Trade Creditors		157,911	160,411
234,358	234,358	Accruals		198,094	198,094
-	-	Provision for Doubtful Debt		47,500	47,500
(5,825)	(5,825)	GST / FBT		(4,691)	(4,691)
44,975	44,975	Restricted Funds	9	74,290	74,290
<b>722,180</b>	<b>722,180</b>	<b>TOTAL LIABILITIES</b>	<b>1</b>	<b>728,104</b>	<b>730,604</b>
<b>276,230</b>	<b>306,282</b>	<b>NET ASSETS</b>		<b>332,849</b>	<b>454,017</b>
		Represented by:			
<b>276,230</b>	<b>306,282</b>	<b>Federation Funds</b>		<b>332,849</b>	<b>454,017</b>

The notes to the financial statements form part of and should be read in conjunction with the financial statements.

Authorised for Issue:



**JOHN WILLIAMSON**  
Chairman

**HILARY POOLE**  
Chief Executive

**21 March 2011**  
Date

New Zealand Hockey Federation (Inc) including Hockey Foundation

## STATEMENT OF MOVEMENT IN FEDERATION FUNDS FOR YEAR ENDED 31 DECEMBER 2010

NZHF December 2009 6 months \$	GROUP December 2009 6 months \$	FEDERATION FUNDS	Note	NZHF December 2010 12 months \$	GROUP December 2010 12 months \$
510,630	510,630	Opening Balance 1 January 2010		276,230	306,282
(234,400)	(204,348)	Surplus/(Deficit) for the year		56,619	147,735
<b>276,230</b>	<b>306,282</b>	<b>CLOSING BALANCE 31 DECEMBER 2010</b>		<b>332,849</b>	<b>454,017</b>

The notes to the financial statements form part of and should be read in conjunction with the financial statements.

## STATEMENT OF ACCOUNTING POLICIES FOR YEAR ENDED 31 DECEMBER 2010

### 1 STATEMENT OF ACCOUNTING POLICIES

#### Reporting Entity

New Zealand Hockey Federation Incorporated is an incorporated society registered under the Incorporated Societies Act 1908. The financial statements have been prepared in accordance with generally accepted accounting practice in New Zealand ("NZ GAAP").

#### Presentation Currency

The financial statements are presented in New Zealand dollars (\$) which is NZ Hockey Federation Inc and Group's functional and presentation currency, rounded to the nearest dollar.

#### Measurement Base

The measurement base adopted is that of historical cost. Reliance has been placed on the fact that the Federation is a going concern. Accrual accounting is used to match expenses and revenues.

#### Specific Accounting Policies

The specific accounting policies adopted in the Financial Statements and which have a significant effect on the results and financial position disclosed are:

#### a) Fixed Assets and Depreciation

All owned items of property, plant, equipment and vehicles are initially recorded at cost and depreciated as outlined below. Initial cost includes the purchase consideration, or fair value in the case of a donated asset and those costs directly attributable to bringing the asset to the location and condition necessary for its intended use.

Subsequent expenditure relating to an item of property, plant, equipment or vehicle is added to its gross carrying amount when such expenditure either increases the future economic benefits beyond its existing service potential, or is necessarily incurred to enable future economic benefits to be obtained.

Items of property, plant, equipment or vehicles are written down immediately if an impairment in the value of the asset causes its recoverable amount to fall below its carrying amount. Where there is impairment it is recognised in the statement of financial performance.

Where an item of property, plant, equipment or vehicle is disposed of, the gain or loss recognised in the statement of financial performance is calculated as the difference between the net sale price and the carrying amount of the asset.

##### Depreciation is charged on assets at the following rates:

Office furniture and equipment 14.4% - 48% DV. Motor Vehicles 36% DV

#### b) Accounts Receivable

Accounts Receivable are stated at expected realisable values.

#### c) Inventories

Inventories have been valued at the lower of cost and net realisable value. Cost is based on the first-in first-out principle.

#### d) Goods and Services Taxation

All amounts are shown exclusive of Goods and Services Tax (GST), except for Receivables and Payables that are stated inclusive of GST.

#### e) Income Tax

The Federation is exempt from income tax in accordance with the Income Tax Act 2004.

#### f) Revenue Recognition Policy

Revenue is recognised in the accounting period in which the services are rendered, by reference to the stage of completion of the specific transaction. The stage of completion is assessed on the basis of the actual service provided as a proportion of the total services to be provided.

##### (i) Grants and Donations

Grants and donations income is recognised when it becomes receivable unless the Federation has a liability to repay the grant or donation if the requirements of the grant or donation are not fulfilled. A liability is recognised to the extent that such conditions are unfulfilled at the end of the reporting period.

##### (ii) Affiliation Fees

Affiliation Fees are payable by associations on a straight line basis in arrears over the period 1 July 2010 to 30 June 2011. Fees earned but not payable at the reporting date are shown as "Accrued Income".

##### (iii) Contra and Valuation basis for Volunteers

Sponsorship received as a contra, being goods or services supplied in the form of a donation, is recognised as both income and expenditure in the income and expenditure statement at realisable wholesale cost price except where an established charge rate is denoted in the relevant party sponsorship agreement.

#### g) Comparative Figures

The comparative figures are for a six month period. Some of the comparative numbers have been reclassified to conform to current year disclosures. Notes are indicated in Expenditure Statements where a changed expenditure category applies.

# FINANCIALS

## STATEMENT OF ACCOUNTING POLICIES FOR YEAR ENDED 31 DECEMBER 2010

Continued

### Basis of Consolidation

#### a) Subsidiaries

Subsidiaries are entities controlled by the NZ Hockey Federation Inc. Control exists when NZ Hockey Federation Inc has the power, directly or indirectly, to govern the financial and operating policies of an entity so as to obtain benefits from its activities. In assessing control, potential voting rights that presently are exercisable or convertible are taken into account. The financial statements of subsidiaries are included in the consolidated financial statements from the date that control commences until the date that control ceases. In NZ Hockey Federation Inc's separate financial statements, investments in subsidiaries are carried at cost less impairment losses.

#### b) Transactions Eliminated on Consolidation

Intragroup balances and any unrealised gains and losses or income and expenses arising from intragroup transactions, are eliminated on preparing the consolidated financial statements.

### 2 DIFFERENTIAL REPORTING

The Federation is not publicly accountable and does not qualify as "large" within the terms of the New Zealand Institute of Chartered Accountants framework for differential reporting. The Federation has taken advantage of all available differential reporting exemptions.

### 3 CHANGES IN ACCOUNTING POLICIES

Financial Statements have been consolidated for NZ Hockey Federation Inc and the Hockey Foundation.

## NOTES TO THE ACCOUNTS FOR YEAR ENDED 31 DECEMBER 2010

1 WORKING CAPITAL POSITION	Dec 2009 \$	Dec 2010 \$
NZ Hockey Federation Inc	222,061	246,248
Vision Foundation (Hockey Foundation)	30,052	121,168
<b>GROUP Working Capital Surplus</b>	<b>252,113</b>	<b>367,416</b>

2 FIXED ASSETS NZHFI and GROUP					
31 December 2010	Current Depn \$	Impairment Losses \$	Cost Price \$	Accm Depn \$	Book Value \$
Office Fit Out (2010)	2,098		27,157	2,098	25,059
Office Furniture & Equipment	18,349	-	225,593	175,684	49,909
Motor Vehicles	5,132	-	20,445	8,812	11,633
	<b>25,579</b>	<b>-</b>	<b>273,195</b>	<b>186,594</b>	<b>86,601</b>

31 December 2009	Current Depn \$	Impairment Losses \$	Cost Price \$	Accm Depn \$	Book Value \$
Office Furniture & Equipment	6,891	-	194,646	157,242	37,404
Motor Vehicles	3,680	-	20,445	3,680	16,765
	<b>10,571</b>	<b>-</b>	<b>215,091</b>	<b>160,922</b>	<b>54,169</b>

The Federation Board considers that no fixed assets are subject to impairment losses. Vision Foundation (Hockey Foundation) does not hold any Fixed Assets as at 31 December 2010.

3 FINANCIAL COMMITMENTS NZHFI and GROUP		
i) Operating Leases	Dec 2010 \$	Dec 2009 \$
Current	112,533	17,992
Term	341,796	27,747
	<b>454,329</b>	<b>45,739</b>

The Federation Board considers that no fixed assets are subject to impairment losses. Vision Foundation (Hockey Foundation) does not hold any Fixed Assets as at 31 December 2010.

4 CONTINGENT LIABILITIES
There were no material contingent liabilities at balance date (2009 : \$Nil).

## NOTES TO THE ACCOUNTS FOR YEAR ENDED 31 DECEMBER 2010

Continued

### 5 Non-Cash Donations (Contra)

Non-cash donations (contra sponsorship) received this period totalled \$142,235 excluding GST. These non-cash donations have been included in the financial statements. They have been valued by the Federation at wholesale cost price except where an established charge rate is denoted within the sponsorship agreement.

\$

BDO - New Zealand	17,500
Score Sportswear (Lotto)	81,328
Millenium Hotels	25,790
Singapore Airlines	17,617
<b>Total Contras Received</b>	<b>142,235</b>

### 6 Hockey Foundation

In January 2011 the Trust Deed of the Vision Foundation was amended and the name of the Foundation was changed to the Hockey Foundation. The financial results of the Hockey Foundation (formerly the Vision Foundation) have been consolidated as the majority of the trustees of the Hockey Foundation are appointed by the Federation's Board and therefore the Federation effectively controls the Hockey Foundation Board. It should also be noted, that the operating expenses of the Hockey Foundation are met by the New Zealand Hockey Federation.

### 7 Change of Expenditure Category

Home Test Matches are now recognised in Events & Tournaments Expenditure; formerly in Commercial (Marketing).

Team Uniforms now recognised in High Performance Support Activities; formerly a separate item in High Performance Expenditure.

Junior High Performance Programme, in High Performance Expenditure, now includes Junior Academy Expenditure, formerly in Sport Development.

### 8 Merchandising & Resources

NZ Hockey Federation Inc ceased retailing Black Sticks replica gear and umpiring uniforms in April 2010.

### 9 Restricted Funds

Restricted Funds consists of those funds held within the Federation suite of bank accounts but managed on behalf of Councils representing interest groups within the Hockey Community. Transactions are not represented within the Federation Income and Expenditure Statement and require separate financial statements for Council review.

### 10 2010 Affiliation Fees Accrual Adjustment

The Federation's Audit Finance & Risk Committee have made the decision to adjust the Income Accrual for July through December 2010 Affiliation Fees (receivable 2011), for the Canterbury Hockey Association, to now represent only 50% of the original 6 month income accrual. The rationale is the damage that occurred in the September 2010 earthquake to essential turf facilities, and the potential for depopulation in Christchurch, may significantly reduce the number of player registrations received by Canterbury Hockey Association.

## HIGH PERFORMANCE EXPENDITURE FOR YEAR ENDED 31 DECEMBER 2010

December 2009 6 months \$		Note	December 2010 12 months \$
409,334	High Performance Black Sticks Women		725,444
503,577	High Performance Black Sticks Men		827,112
36,513	Junior High Performance Programme	7	107,120
26,170	High Performance Support Activities	7	190,385
116,076	High Performance Support - Human Resources		238,232
180,000	PEG & Player Payments		197,856
-	Coach Scholarships		-
44,629	Team Uniforms	7	897
-	Overseas GST Recovered		(6,063)
6,945	Depreciation		8,249
<b>1,323,244</b>	<b>Total High Performance Expenditure</b>		<b>2,289,232</b>

# FINANCIALS

## SPORT DEVELOPMENT EXPENDITURE FOR YEAR ENDED 31 DECEMBER 2010

December 2009 6 months \$		Note	December 2010 12 months \$
53,756	Regional Development Programme		110,727
32,930	Coaching Programme		69,826
82,653	Coaching - Human Resources		138,698
56,085	Umpiring incl Association Visits		116,487
10,836	FIH (CDO)		5,074
34,675	Junior Academy now via High Performance	7	-
6,500	Coaching Development Project		-
<b>277,435</b>	<b>Total Sport Development Expenditure</b>		<b>440,811</b>

## EVENTS AND TOURNAMENTS EXPENDITURE FOR YEAR ENDED 31 DECEMBER 2010

December 2009 6 months \$		Note	December 2010 12 months \$
-	Home Test Matches	7	39,824
321,996	National Hockey League		330,663
138,331	National Domestic Tournaments		142,106
28,467	Events - Human Resources		57,521
-	Facilities & Infrastructure		55,021
<b>488,794</b>	<b>Total Events &amp; Tournaments</b>		<b>625,135</b>

## COMMERCIAL EXPENDITURE FOR YEAR ENDED 31 DECEMBER 2010

December 2009 6 months \$		Note	December 2010 12 months \$
-	Commercial Development Projects		129,301
31,955	Commercial - Human Resources		142,619
49,524	Marketing Support		73,247
78,971	Test Match Expenses	7	-
10,000	Television Packages		26,436
-	Public Relations		2,100
19,655	Merchandising & Resources	8	4,609
-	Hockey Foundation	6	9,593
<b>190,105</b>	<b>Total Commercial Expenditure</b>		<b>387,905</b>

## ADMINISTRATION EXPENDITURE FOR YEAR ENDED 31 DECEMBER 2010

December 2009 6 months \$		Note	December 2010 12 months \$
22,267	Board Expenses		26,085
9,438	FIH Meetings & Subscriptions		20,419
20,000	Regional Capability Building		50,445
156,402	Administration - Human Resources		306,490
15,533	CEO Travel & Expenses		23,124
24,000	Office & Utility Costs	4	88,540
10,769	Communications & IT		42,840
68,770	General Administration Costs	4	131,451
-	Whole of Sport Set Up		64,972
<b>327,179</b>	<b>Total Administration Expenditure</b>		<b>754,366</b>

# FINANCIALS

## OTHER EXPENSES FOR YEAR ENDED 31 DECEMBER 2010

December 2009 6 months \$		Note	December 2010 12 months \$
-	Provision for Doubtful Debt		47,500
-	Written Down Stock		9,689
-	<b>Total Other Expenses</b>		<b>57,189</b>

## WORLD CUP QUALIFIER EXPENDITURE FOR YEAR ENDED 31 DECEMBER 2010

December 2009 6 months \$		Note	December 2010 12 months \$
86,091	Stadium		-
29,271	Local Transport		-
37,125	Travel		-
38,281	Accommodation/meals		-
38,957	Administration		-
62,992	Marketing, Promotion & Communication		-
2,210	Functions, Meeting etc.		-
1,869	Sponsor Servicing		-
76,774	Television requirements		-
21,092	Miscellaneous		-
<b>394,662</b>	<b>Total World Cup Qualifier Expenditure</b>		<b>-</b>

## HOCKEY FOUNDATION FOR YEAR ENDED 31 DECEMBER 2010

December 2009 6 months \$	Statement of Financial Performance Income:	Note	December 2010 12 months \$
30,045	Donations Received		92,500
20	Interest Earned		1,246
<b>30,065</b>			<b>93,746</b>
	<b>Expenditure:</b>		
13	Bank Fees		30
-	Grants		2,500
-	Other Expenses		100
13			2,630
<b>30,052</b>	<b>Net Surplus @ 31 December 2010</b>	<b>6</b>	<b>91,116</b>

December 2009 6 months \$	Statement of Financial Position Current Assets:	Note	December 2010 12 months \$
9,946	Accounts Receivable		-
19,562	Bank - Operational Account		12,929
536	Bank - On Call Account		50,275
-	Bank - Term Deposits		60,000
8	Other		465
<b>30,052</b>	<b>Total Current Assets</b>		<b>123,668</b>
	<b>Current Liabilities:</b>		
-	Creditors		2,500
-	<b>Total Current Liabilities</b>		<b>2,500</b>
<b>30,052</b>	<b>Net Assets:</b>		<b>121,168</b>
	<b>Equity:</b>		
-	Retained Surplus 31 December 2009		30,052
30,052	Current Surplus 31 December 2010		91,116
<b>30,052</b>	<b>Total Equity</b>		<b>121,168</b>

# HOCKEY NEW ZEALAND TEAM

**PATRON:** His Excellency The Right Honourable Sir Anand Satyanand, GNZM, QSO

## HOCKEY NEW ZEALAND OFFICERS

**PRESIDENT:**  
Noelene Stafford (Tauranga)

**VICE PRESIDENT (FEMALE):**  
Jenny Hair (Marlborough)

**VICE PRESIDENT (MALE):**  
Lin Thompson (Canterbury)

## MANAGEMENT STAFF



**CHIEF EXECUTIVE OFFICER:**  
Hilary Poole



**FINANCE MANAGER:**  
Tracey Bennell



**TEAM SERVICES MANAGER:**  
Dana Bisset



**TOURNAMENTS & EVENTS MANAGER:**  
Nicola Connell



**HIGH PERFORMANCE MANAGER:**  
Toni Cumpston



**NATIONAL PARTICIPATION AND DEVELOPMENT MANAGER:**  
Ian Francis



**UMPIRE DEVELOPMENT MANAGER:**  
Craig Gribble



**NATIONAL COACH:**  
Mark Hager (Women)



**PERFORMANCE ANALYST:**  
Ian Hicks



**MASTERS ADMINISTRATOR:**  
Graham Jackson



**DEVELOPMENT MANAGER:**  
Brad Jensen



**COMMUNICATIONS MANAGER:**  
Julia King



**COMMERCIAL MANAGER:**  
Nicki McDonald



**NATIONAL COACH:**  
Shane McLeod (Men)



**HOCKEY DIRECTOR:**  
Ramesh Patel



**SUPPORT SERVICES MANAGER:**  
Tracey Paterson



**COMMUNICATIONS COORDINATOR:**  
Clare Rowberry



**ADMINISTRATION MANAGER:**  
Jacqui Swan

## INTERNATIONAL DELEGATES

**OCEANIA PRESIDENT AND REPRESENTATIVE TO FIH EXECUTIVE BOARD:**

Pam Elgar

**OCEANIA DEVELOPMENT OFFICER:**  
Gill Gemming

## FIH COMMITTEE MEMBERS

**DEVELOPMENT AND COACHING COMMITTEE:**  
Pam Elgar

**UMPIRING COMMITTEE:**  
Ian Faulkner  
Jason McCracken (appointed 2010)

**COMPETITION COMMITTEE:**  
Keith Gorringe

**RULES COMMITTEE:**  
Ramesh Patel (appointed 2010)

## LIFE MEMBERS

Paul Ackerley, Pat Barwick, Vera Burt MBE, Dave Coulter, Dave Craven, Aileen Doig, Neil Edmundson, Ross Gillespie, Aileen Gooder MBE, Jenny Hair, Margaret Hiha, Dayle Jackson, Myrie Jenkins, Betty MacAlistar, Chris Maister, Selwyn Maister, Jenny McDonald, Rosemary O'Brien, Gladys O'Brien, Arthur Parkin, Bruce Penfold, Corinne Pritchard, Jessie Smith, Derek Wilshere

## AUDITORS

BDO

## HOCKEY LEADERS CONFERENCE

March 2010, Auckland  
November 2010, Hamilton

**OUR ACKNOWLEDGEMENT AND THANKS GO TO STAFF MEMBERS WHO HAVE MOVED ON OVER THE LAST 12 MONTHS:**

- Susan Leung, Finance Manager (February 2010)
- Tracy Willis, Administration Manager (March 2010)
- Iain Stewart, Team Services Manager (June 2010)
- Ramesh Patel, Hockey Director (December 2010)
- Val Hayes, Acting Communications Manager (January to October 2010)

## 2010 NEW APPOINTMENTS

Tracey Bennell, Toni Cumpston, Julia King, Nicki McDonald, Jacqui Swan, Ian Francis (appointed 2010, in role February 2011)

# HOCKEY COMMUNITY CONTACT LIST

**AUCKLAND HOCKEY ASSOCIATION**  
Kerry Eisenhut & Rob Baron  
PO Box 51128  
Pakuranga, AUCKLAND 2140  
P 09 576 0683  
M 021 625 211  
F 09 576 0886  
E info@akhockey.org.nz  
www.akhockey.org.nz

**BAY OF PLENTY HOCKEY ASSOCIATION**  
Vic Gordon  
PO Box 5018  
Rotorua West, ROTORUA 3044  
P 07 348 4599  
F 07 348 4592  
E bopha@xtra.co.nz  
www.bophockey.co.nz

**BULLER HOCKEY ASSOCIATION**  
Erica Jar  
PO Box 356, WESTPORT 7866  
P 03 789 6261  
E bullerhockey@yahoo.co.nz

**CANTERBURY HOCKEY ASSOCIATION**  
Tim Shannahan & Margaret Huckstep  
PO Box 20 143  
Bishopdale, CHRISTCHURCH 8543  
P 03 360 3010  
F 03 360 3014  
E hockey@hockeycanterbury.co.nz  
www.canterburyhockey.org.nz

**CENTRAL HAWKES BAY HOCKEY ASSOCIATION**  
Carolyn King  
PO Box 502  
WAIPIKURAU 4242  
P 06 858 6546  
F 06 858 7310  
E chbhockey@hotmail.com  
www.chbhockey.cjb.net

**CENTRAL HOCKEY**  
Michelle Martin  
PO Box 797  
PALMERSTON NORTH 4440  
P 06 357 5349  
F 06 358 1178  
E michelle.martin@sportmanawatu.org.nz

**CENTRAL OTAGO HOCKEY ASSOCIATION**  
Sandra Stuart  
PO Box 350  
ALEXANDRA 9340  
P 03 448 5333  
F 03 448 5333  
E cohockey@xtra.co.nz

**COUNTIES MANUKAU HOCKEY ASSOCIATION**  
Christine Swithenbank  
PO Box 50  
PUKEKOHE 2340  
P 09 238 3120 (w)  
M 027 206 9377  
F 09 238 1387  
E admin@cmha.co.nz  
www.cmha.co.nz

**EASTERN SOUTHLAND HOCKEY ASSOCIATION**  
Margaret Dickie  
PO Box 240  
GORE 9740

P 03 203 7079  
M 027 436 9672  
E eshockey@orcon.net.nz

**HAWKES BAY HOCKEY ASSOCIATION**  
Don Clark  
PO Box 16009  
Napier Mail Centre, NAPIER 4142  
P 06 844 1166  
M 027 270 6448  
F 06 650 1003  
E admin.events@hbhockey.org.nz  
www.hbhockey.org.nz

**HOROWHENUA HOCKEY ASSOCIATION**  
Fiona McGregor  
PO Box 326  
LEVIN 5540  
P 06 367 5353  
M 027 467 6462  
F 06 367 5354  
E horo.hockey@xtra.co.nz

**INVERCARGILL HOCKEY ASSOCIATION**  
Colin Keyse  
PO Box 197  
INVERCARGILL 9840  
P 03 218 7800  
F 03 214 5489  
E colin@newriverclothing.co.nz

**MALVERN HOCKEY ASSOCIATION**  
Nicolle Youngman  
Taragur, 393 Wairiri Road, RD1  
COALGATE 7673  
P 03 318 6884  
M 021 106 6770  
E nicyoungman@hotmail.com

**MANAWATU HOCKEY INC**  
Warren Banks  
PO Box 1357  
PALMERSTON NORTH 4410  
P 06 356 4562  
F 06 356 1797  
E ceo@hockeymanawatu.org.nz  
www.hockeymanawatu.org.nz

**MARLBOROUGH HOCKEY INC**  
Brent Edwards  
PO Box 353  
BLENHEIM 7240  
M 021 886 269  
E marlboroughhockey@hotmail.com  
www.hockeymarlborough.org.nz

**MID CANTERBURY HOCKEY ASSOCIATION**  
Sharon Robinson  
PO Box 366  
ASHBURTON 7740  
P 03 308 4155  
M 027 251 7888  
E mchockey@hotmail.co.nz

**MIDLANDS HOCKEY**  
Cherie McCleery  
PO Box 1461  
HAMILTON 3240  
P 07 849 2789  
M 021 994 585  
E cherie@midlandshockey.co.nz  
www.midlandshockey.co.nz

**NELSON HOCKEY ASSOCIATION**  
Cherie Stringer  
PO Box 3426

Richmond, NELSON 7050  
P 03 547 9988  
F 03 547 9948  
E nelsonhockey@xtra.co.nz  
www.nelsonhockey.org.nz

**NORTH HARBOUR HOCKEY ASSOCIATION**  
Kris Mathieson  
PO Box 302 139  
North Harbour Post Centre  
NORTH HARBOUR 0751  
P 09 415 7396  
F 09 415 7403  
E krism@harbourhockey.org.nz  
www.harbourhockey.org.nz

**NORTH OTAGO HOCKEY ASSOCIATION**  
Julie Cunningham  
PO Box 270  
OAMARU 9400  
P 03 437 2011 (h)  
M 027 782 1975  
F 03 437 2011  
E northotagohockey@xtra.co.nz

**HOCKEY NORTHLAND ASSOCIATION**  
Grant McLeod  
PO Box 8021  
Kensington, WHANGAREI 0145  
P 09 437 3830  
F 09 437 3830  
E northlandhockey@vodafone.co.nz  
www.northlandhockey.org.nz

**OTAGO HOCKEY ASSOCIATION**  
Chris Aubin  
PO Box 5098  
DUNEDIN 9058  
P 03 474 9201  
F 03 474 9204  
E admin@oha.org.nz  
www.oha.org.nz

**POVERTY BAY HOCKEY ASSOCIATION**  
Max Malcolm  
PO Box 386  
GISBORNE 4040  
P 06 867 2113  
M 021 050 6345  
E malcolm\_max@yahoo.com.au  
www.pbhockey.co.nz

**RANGITIKEI HOCKEY ASSOCIATION**  
Karen Svenson  
PO Box 131  
MARTON 4741  
P 06 327 5478  
M 027 443 0080  
E karenandsoph@orcon.net.nz

**RUAHINE-DANNEVIRKE HOCKEY ASSOCIATION**  
Vicky Pakau  
15 Salisbury Street  
DANNEVIRKE 4930  
P 06 374 5144 (h)  
E vicks2@hotmail.com

**SOUTH CANTERBURY HOCKEY**  
Miriam Burnside  
PO Box 571  
TIMARU 7940  
P 03 686 2875  
M 027 475 0905  
E admin@hockeysc.org.nz  
www.hockeysouthcanterbury.co.nz

**SOUTHLAND HOCKEY ASSOCIATION**  
Carol Baer  
PO Box 132  
INVERCARGILL 9840  
P 03 216 8885  
F 03 216 8695  
E office@hockeysouthland.co.nz

**TARANAKI HOCKEY FEDERATION INC**  
Jennifer Elgar  
PO Box 208  
STRATFORD 4352  
P 06 273 8277  
M 021 265 6755  
E admin@taranakihockey.org.nz  
www.taranakihockey.org.nz

**TAURANGA HOCKEY ASSOCIATION**  
Janet Taylor  
PO Box 4012  
MT MAUNGANUI SOUTH 3149  
P 07 575 0074  
M 021 442 420  
F 07 574 0071  
E tgahockey@xtra.co.nz  
www.tgahockey.co.nz

**THAMES VALLEY HOCKEY ASSOCIATION**  
Boris Clark  
PO Box 56  
NGATEA 3541  
P 07 867 7070  
M 027 493 0348  
E tvha@xtra.co.nz  
www.valleyhockey.org.nz

**WAIKATO HOCKEY ASSOCIATION**  
Declan Wyndham-Smith & Denise Hill  
PO Box 820  
HAMILTON 3204  
P 07 838 0485  
F 07 839 3629  
E waikatohockey@xtra.co.nz  
www.waikatohockey.org.nz

**WAIKATO HOCKEY ASSOCIATION**  
Kelly Govan  
PO Box 712  
MASTERTON 5840  
P 06 379 8133  
M 027 492 4010  
F 06 379 5520  
E waihockey@xtra.co.nz  
www.hockeywairarapa.org.nz

**WANGANUI HOCKEY INC**  
Ross McLauchlan  
PO Box 4199  
WANGANUI 4340  
P 06 344 6597  
M 021 189 5826  
F 06 344 6549  
E info@hockeywanganui.org.nz  
www.hockeywanganui.org.nz

**WELLINGTON HOCKEY ASSOCIATION**  
Donna Mote  
PO Box 2891  
WELLINGTON 6140  
P 04 389 3337  
F 04 389 3130  
E paddy@wellingtonhockey.org.nz  
www.wellingtonhockey.org.nz

**WEST COAST HOCKEY ASSOCIATION**  
Alison Knight  
PO Box 6  
GREYMOOUTH 7840  
P 03 732 3604  
M 027 238 3942  
F 03 732 3608  
E alisonknight@xtra.co.nz  
www.sportsground.co.nz/  
westcoasthockey

## OTHER ASSOCIATIONS

**NZ POLICE HOCKEY ASSOCIATION**  
Peter West  
c/- Palmerston North Police Station  
410 Church Street  
PALMERSTON NORTH 4410  
M 027 437 8801  
E peter.west@police.govt.nz

**NZDF HOCKEY ASSOCIATION**  
Kelvin Read  
2 Seddul Bahr Road  
Trentham Military Camp  
WELLINGTON 5018  
P 04 529 6800  
E kelvin.read@nzdf.mil.nz

## HNZ COUNCILS

**NZ INDIAN SPORTS ASSOCIATION**  
Ashok Ganda  
PO Box 22 486  
CHRISTCHURCH 8142  
P 03 365 4414  
F 03 365 4464  
E nzisa@ingear.co.nz

**NZ MASTERS COUNCIL**  
Irene Ryan  
2/215 Campbell Road  
AUCKLAND 1061  
P 09 921 9999 x7852  
E iryan@aut.ac.nz

**NZ MAORI COUNCIL**  
Joy Ripia  
13 Millar Place, Nawton  
HAMILTON 3200  
P 07 957 1271 (w)  
M 027 637 0275  
E info@nzmaorihockey.com  
www.nzmaorihockey.com

**NZ UMPIRES COUNCIL**  
Jason McCracken  
15 Alexandra Road, Ascot  
Brisbane, QLD 4007, AUSTRALIA  
M +61 (0) 466 152 807  
E jason.t.mccracken@gmail.com

**NZ UNIVERSITIES HOCKEY COUNCIL**  
Stephen Goodfellow  
531 Remuera Road, Remuera East  
AUCKLAND 1050  
E steve-goodfellow@hotmail.com

**NZ YOUTH COUNCIL**  
Hillary Stubbs  
10 West Green, Marshland  
CHRISTCHURCH 8083  
P 03 983 3700 (w)  
M 027 308 9211  
F 03 983 3766  
E h.stubbs@rangiruru.school.nz

XIX COMMONWEALTH GAMES

DELHI 2010



PO Box 67 088, Mt Eden, Auckland 1349, New Zealand  
P +64 9 630 2932 F +64 9 630 2954 [www.hockeynz.co.nz](http://www.hockeynz.co.nz)